




**FILTERS
PRESSURE REGULATORS
LUBRICATORS
SILENCERS
RECLASSIFIERS**



pneumatics 1. Of or pertaining to air or other gases, 2. Run by or using compressed air, 3. Devices to collect particles from gas passing through it, control pressure, apply lubricant, or muffle sound.

ROSS SERIES MD4™

Modern, modular design with ROSS' traditional robust construction including a 1 year warranty designed to meet or exceed ISO Standard.



CONTENTS

INSTRUCTIONAL INFORMATION	4
FILTERS	
Bantam	8
Miniature	10
Mid-Size	12
Full-Size	14
MD4™ Modular	16
High-Capacity	18
COALESCING FILTER INSTRUCTIONAL INFORMATION	24
Bantam Modular	26
Miniature	28
Full-Size	30
MD4™ Modular	32
High-Capacity	34
Oil Vapor Adsorbing - MD4™ Modular	44
Clean Air Package - MD4™ Modular	46
SILENCERS/RECLASSIFIERS	48
PRESSURE REGULATOR INSTRUCTIONAL INFORMATION	50
Bantam	52
Miniature	54
Mid-Size	56
Full-Size	58
MD4™	60
High-Capacity	62
MD4™ Modular <i>Precision</i>	64
High-Capacity <i>Precision</i>	66
MD4™ Modular Remote Pilot	68
Full-Size High-Relief Remote Pilot	70
High-Capacity Remote Pilot	72
High-Capacity High-Relief Remote Pilot	74
INTEGRATED FILTER/REGULATOR INSTRUCTIONAL INFORMATION	78
Bantam	80
Miniature	82
Mid-Size	84
Full-Size	86
MD4™	88
AIR LINE LUBRICATOR INSTRUCTIONAL INFORMATION	90
Bantam	92
Miniature	94
Mid-Size	96
Full-Size	98
MD4™	100
High-Capacity	102
COMBINED FRL UNITS	
Bantam	104
Miniature	106
Mid-Size	108
Full-Size	110
MD4™	112
Bantam Modular FRLs	114
Miniature FRLs	116
Mid-Size Modular FRLs	118
Full-Size FRLs	120
MD4™ FRLs	122
High-Capacity FRLs	124
CAUTIONS	131
COMPATIBLE LUBRICANTS	131
Components for Modular Assembly	128
Series MD4™ Modular Accessories	129
Mounting Brackets	130
MUFFL-AIR® Silencers	132
External Drains	133
Gauges	133
Electronically Controlled Drain	134
WARRANTY	136



INSTRUCTIONAL INFORMATION

For convenience in matching filters, regulators, and lubricators, ROSS units are grouped in five series of increasing flow capacity: **Bantam**, **Miniature**, **Mid-Size**, **Full-Size**, **MD4™**, and **High-Capacity**.

BANTAM Series. For flow to 30 scfm (14 l/s); port sizes 1/8 and 1/4; tube fittings 1/4 to 10 mm. Modular components are joined without pipe nipples; ports are O-ring sealed.

MINIATURE Series. For flow to 20 scfm (9.4 l/s); port sizes 1/8 and 1/4. Units joined by pipe nipples.

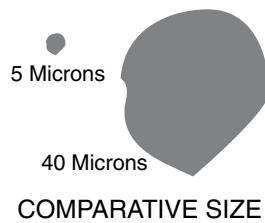
MID-SIZE Series. For flow to 75 scfm (35 l/s); port sizes 1/4, 3/8, 1/2. Connection of units by either special modular connectors or by pipe nipples.

FULL-SIZE Series. For flow to 155 scfm (73 l/s); port sizes 1/4 through 3/4. Connection of units by either special modular connectors or by pipe nipples.

MD4™ Series. For flows to 205 scfm, port sizes 3/8" to 3/4" units joined by positive-seal clamps.

HIGH-CAPACITY Series. For flow to 1000 scfm (448 l/s); pipe sizes 3/4 through 2. Connection of units only by pipe nipples.

FILTER RATINGS. ROSS conventional filters have 5-micron ratings compared to the usual industry standard 40-micron rating. 40-micron particles have 500 times the volume of 5-micron particles, so it's easy to see why ROSS filters clean best.



ROSS coalescing filters remove 99.98% of oil from the air as well as solids as small as 0.3 micron. A filter as fine as this should be preceded by a conventional 5-micron filter to prolong its service life. Full-Size and High-Capacity units have built-in differential pressure gauges to show when the coalescing element must be changed.

ROSS OIL VAPOR REMOVAL. Adsorbing filters remove oil and hydrocarbon vapors that cannot be removed by a coalescing or a general

purpose filter. It is used in industries such as food processing, electronics, and instrumentation.

FILTER DRAINS. Most ROSS filters are available with either manual or automatic drains. An automatic drain discharges liquids accumulated in the filter bowl whenever there is a pressure drop. This ensures better filter performance and simplifies maintenance, especially of filters in inaccessible locations. ROSS strongly recommends the use of automatic drains.

PRESSURE REGULATORS. Both piston and diaphragm styles are available. All are self-relieving and give accurate and consistent pressure regulation. In the *Miniature*, *Full-Size*, *MD4™*, and *High-Capacity* series precision regulators are offered. They provide the most precise regulation throughout their flow ranges. *Mid-Size*, *Full-Size*, and *High-Capacity* series also offer reverse-flow regulators for special applications.

LUBRICATORS. Two systems of introducing oil into the air stream are used in ROSS lubricators.

Wick-feed. A porous bronze rod carries oil from the lubricator bowl up to the air passage by capillary action, and the air stream picks up the oil. This is a self-adjusting system because the amount of oil added to the air is in proportion to the air flow.

Sight-feed. A riser tube brings the oil up to an adjustable metering valve within a transparent dome, where it then drips into the air stream. A vane in the path of incoming air creates the small pressure drop that draws oil up the riser tube. This occurs even at very low air flows so that no air passes without being lubricated.

CONSOLIDATED FILTER & REGULATOR. A filter and a regulator consolidated into a single space-saving assembly is available in all sizes except the *High-Capacity* series.

Pre-assembled combinations of filter, regulator, and lubricator units are available in all series.

INSTRUCTIONAL INFORMATION

FILTER FUNCTION

General purpose compressed air filters remove water and particulate material from the air stream to protect downstream equipment from contamination. As air enters the filter, internal baffles create a swirling motion in the air so that entrained dirt and liquids are thrown against the sides of the filter bowl and then fall to the sump area at the bottom of the bowl.

Additional baffling keeps the air in the sump area relatively quiet; this ensures that the removed material is not returned to the air flow going to the filter element. The filter element will then collect smaller particles.

The most frequently used element in ROSS general purpose filters is rated at 5 μm , so that nearly all particles larger than 5 μm (half the diameter of a human hair) will be collected in the filter element.

FILTER SELECTION

General purpose filter elements are available with 5- μm ratings. The most efficient filter element is one selected by taking into consideration the dirtiness of the ambient air and the needed cleanliness of the air after filtration.

Some high-capacity filters have 40- μm elements which are satisfactory for general piping. At point of use, and with smaller filters, the standard 5- μm element is most commonly used and recommended. See coalescing and oil vapor removal (adsorbing) filters for finer filtration.

FILTER MAINTENANCE

Filters must be attended to on a regular basis in order to rid them of water and other contaminants. The use of an automatic drain is highly recommended because it greatly reduces the need for frequent individual attention. This is especially important if access to the filter is dif-

ficult, because difficult access makes it much more likely that regular maintenance will be overlooked. If a filter is equipped with a manual drain, accumulated water must be removed regularly so that it does not clog the filter.

The pressure drop across filter elements increases as they accumulate dirt from the air. They should be inspected on a regular basis, and replaced to restore full efficiency.

Under average conditions filter elements should be replaced annually.

CARE OF PLASTIC BOWLS

Plastic bowls are made of high-strength polycarbonate, a very tough transparent material. Bowls are intended for use with compressed air, but can be adversely affected if contaminants such as alcohol or liquefied petroleum gas are in the intake air. Some compressor oils, solvent fumes, and other substances can attack the bowl and lead to failure.

When a bowl is cleaned (by wiping inside and outside with a clean dry cloth) it should be inspected for cracks or scarring on the surface. If either condition occurs it is an indication that the ambient air contains harmful substances, and the bowl should be replaced, *preferably with a metal bowl*.

A few of the substances that can harm polycarbonate bowls are: acetone, ammonia, benzene, brake fluids, carbon disulfide, carbon tetrachloride, ethyl acetate, ethylene glycol, Freon, lacquer thinner, nitrocellulose lacquer, sodium hydroxide, toluene, turpentine, and many others. Please refer to page 131 for a more complete list.

Metal shatterguards are supplied with larger bowls and *must always be used*.



INSTRUCTIONAL INFORMATION

Never use polycarbonate bowls at temperatures above 125°F (52°C) or pressures above 150 psig (10 bar). For conditions exceeding these limits use metal bowls.

BOWL DRAINS

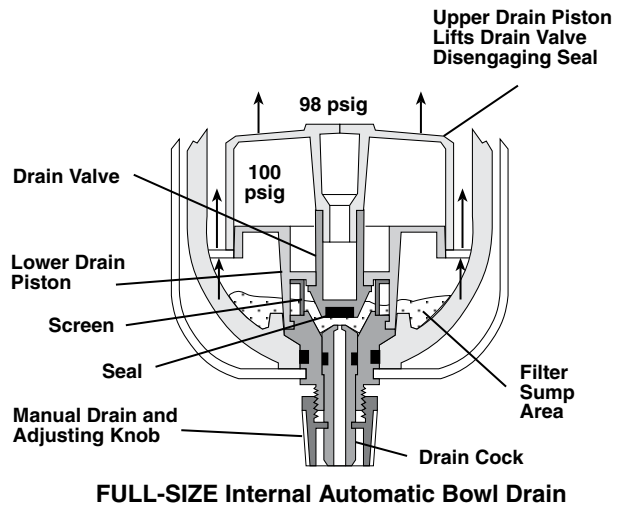
Manual drains are the simplest bowl drains, but they require frequent attention to rid the bowl of accumulated water and dirt particles. If a filter is located where it is difficult to access, it might not be drained as often as it should be. For this reason, and to save a lot of maintenance manpower, *automatic drains are standard equipment and provide a cost-effective way to maximize filter performance and reduce maintenance.*

Tube-Away kits supply tubing for filters with automatic drains to carry water and dirt to a suitable drainage outlet.

External drains for filters are for use whenever severe condensate problems exist. They operate automatically whenever liquid in the bowl raises the float activating the drain.

INTERNAL AUTOMATIC DRAIN

Manual draining is often inconvenient, and overlooked. Manual drains require frequent attention to rid the bowl of accumulated water and dirt particles. If a filter is located where it is difficult to access, it might not be drained as often as it should be. Automatic drains are standard on ROSS filters and we strongly recommend their use to improve filter effectiveness, lengthen service life, and reduce maintenance needs.



IMPORTANT NOTE

Before inspecting or servicing a filter (or any other pneumatic component) be sure that the pneumatic pressure to the component is shut off and exhausted, and cannot be inadvertently turned on.

The ROSS automatic drain operates when liquids have accumulated in the filter bowl and a pressure drop of 2 psi or more occurs (e.g., when a valve or other device is actuated). The pressure drop triggers the automatic drain to expel accumulated liquid. The drain activates whenever the air supply is shut down and exhausted. An adjusting knob at the bottom of the filter can be set for optimum performance throughout the air flow range.

NOTES

BANTAM Filters

Ports: 1/8 to 1/4
Flow to 30 scfm



FEATURES:

- Modular assembly and mounting.
- Threaded ports or quick-connect fittings for tubing up to 10 mm in diameter.
- High-strength polycarbonate plastic filter bowl; optional metal bowl.
- Internal automatic drain; optional manual drain.
- NPTF port threads; optional BSPP threads.

STANDARD SPECIFICATIONS

Ambient/Media Temperature: 40° to 125°F (4° to 52°C).

Body: Acetal.

Bowl: 2-ounce (60-ml) capacity polycarbonate plastic; optional aluminum bowl.

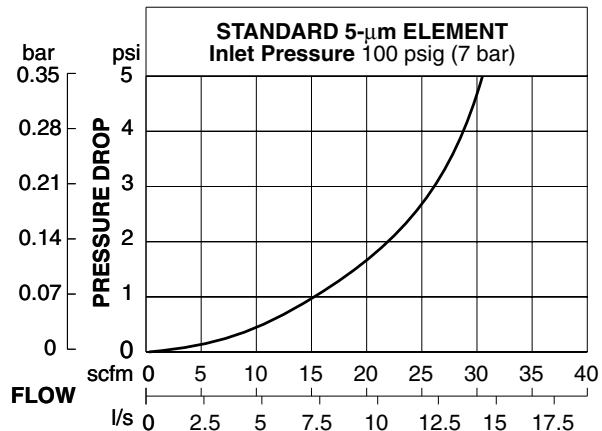
Bowl Drain: Internal automatic drain; optional manual drain.

Filter Element: 5- μ m-rated polyethylene

Fluid Media: Compressed air.

Inlet Pressure: 15 psig (1 bar) minimum with automatic drain. 150 psig (10 bar) maximum.

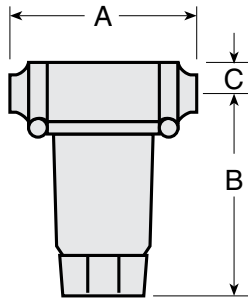
Seals: Nitrile.



BANTAM Filters

Ports: 1/8 to 1/4
Flow to 30 scfm

DIMENSIONS inches (mm)



Ports	A	B †	C	Depth	Weight lb (kg)
No Port	1.7 (43)	3.6 (92)	0.5 (13)	1.8 (45)	0.27 (0.12)
1/8, 1/4	3.0 (76)	3.6 (92)	0.5 (13)	1.8 (45)	0.49 (0.22)

Models below have quick-connect fittings for tubing.

1/4	3.4 (86)	3.6 (92)	0.5 (13)	1.8 (45)	0.47 (0.21)
3/8	3.9 (99)	3.6 (92)	0.5 (13)	1.8 (45)	0.47 (0.21)
4 mm	3.4 (86)	3.6 (92)	0.5 (13)	1.8 (45)	0.47 (0.21)
6 mm	3.4 (86)	3.6 (92)	0.5 (13)	1.8 (45)	0.47 (0.21)
8 mm	3.1 (79)	3.6 (92)	0.5 (13)	1.8 (45)	0.47 (0.21)
10 mm	3.9 (99)	3.6 (92)	0.5 (13)	1.8 (45)	0.47 (0.21)

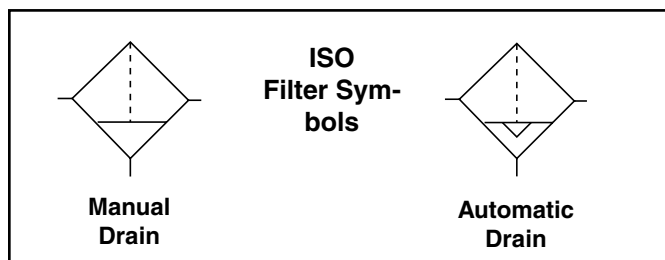
† Dimension for plastic bowl; metal bowl is 3.8 (97).

Port Size	Air Flow scfm (l/s)	Automatic Drain Models		Manual Drain Models	
		Plastic Bowl	Metal Bowl	Plastic Bowl	Metal Bowl
1/8	30 (14)	5B01B0100	5B01B0200	5B01B0300	5B01B0400
1/4	30 (14)	5B02B0100	5B02B0200	5B02B0300	5B02B0400

WITH TUBE FITTINGS:

1/4	30 (14)	5B03B0100	5B03B0200	5B03B0300	5B03B0400
3/8	30 (14)	5B04B0100	5B04B0200	5B04B0300	5B04B0400
4mm	30 (14)	5B05B0100	5B05B0200	5B05B0300	5B05B0400
6mm	30 (14)	5B06B0100	5B06B0200	5B06B0300	5B06B0400
8mm	30 (14)	5B07B0100	5B07B0200	5B07B0300	5B07B0400
10mm	30 (14)	5B08B0100	5B08B0200	5B08B0300	5B08B0400

NOTE: For BSPP threads, add the letter "C" in front of the part number.



REPLACEMENT FILTER ELEMENT KITS & BOWLS

Element Type	Kit Number
5-µm polyethylene (Std element)	933K77
Plastic Bowl	
Manual	921K77
Automatic	920K77
Metal Bowl	
Manual	R-ABF130-22
Automatic	R-ABFD130-22



MINIATURE Filters

Ports: 1/8 & 1/4
Flow to 23 scfm



FEATURES:

- Inline mounting.
- High-strength polycarbonate plastic filter bowl; optional metal bowl.
- Internal automatic drain; optional manual drain.
- NPTF port threads; optional BSPP threads.

STANDARD SPECIFICATIONS

Ambient/Media Temperature:

Plastic bowl: 40° to 125°F (4° to 52°C).

Metal bowl: 40° to 150°F (4° to 66°C).

Body: Aluminum.

Bowl: 2-ounce (60-ml) capacity polycarbonate plastic; optional aluminum bowl.

Bowl Drain: Internal automatic drain; optional manual drain.

Filter Element: 5- μ m-rated polyethylene.

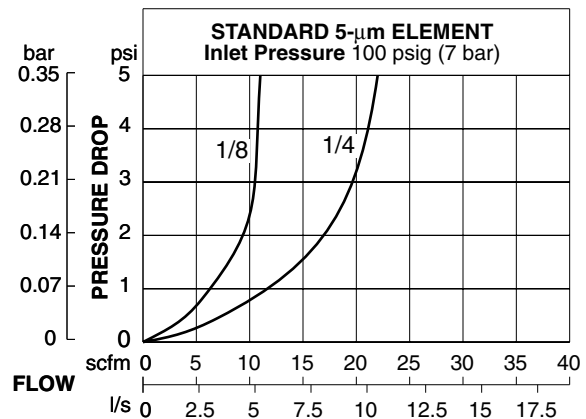
Fluid Media: Compressed air.

Inlet Pressure: 15 psig (1 bar) minimum with automatic drain.

Plastic bowl: 150 psig (10 bar) maximum.

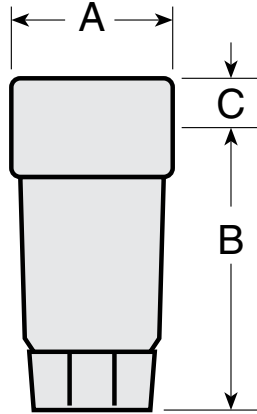
Metal bowl: 200 psig (14 bar) maximum.

Seals: Nitrile.



MINIATURE Filters

Ports: 1/8 & 1/4
Flow to 23 scfm

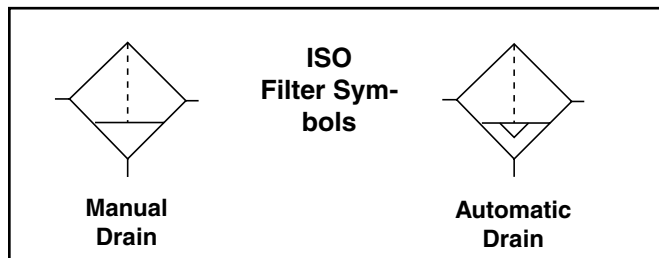


DIMENSIONS inches (mm)

Bowl	Ports	A	B	C	Depth	Weight lb (kg)
Plastic	1/8, 1/4	1.6 (41)	3.6 (92)	0.4 (9.5)	1.6 (41)	0.33 (0.15)
Metal	1/8, 1/4	1.6 (41)	3.8 (97)	0.4 (9.5)	1.6 (41)	0.35 (0.16)

Port Size	Air Flow scfm (l/s)	Automatic Drain Models		Manual Drain Models	
		Plastic Bowl	Metal Bowl	Plastic Bowl	Metal Bowl
1/8	10 (4.7)	5021B1010	5022B1010	5011B1010	5012B1010
1/4	20 (9.4)	5021B2010	5022B2010	5011B2010	5012B2010

NOTE: For BSPP threads, add the letter "C" in front of the part number.



REPLACEMENT FILTER ELEMENT KITS & BOWLS

Element Type	Kit Number
5- μ m polyethylene (Std element)	933K77
Plastic Bowl Manual	921K77
Automatic	920K77
Metal Bowl Manual	R-ABF130-22
Automatic	R-ABFD130-22

MID-SIZE Filters

Ports: 1/4, 3/8, 1/2
Flow to 75 scfm



FEATURES:

- Modular or inline mounting.
- High-strength polycarbonate plastic filter bowl with zinc shatterguard; optional zinc bowl.
- Internal automatic drain; optional manual drain.
- NPTF port threads; optional SAE or BSPP threads.

STANDARD SPECIFICATIONS

Ambient/Media Temperature:

Plastic Bowl: 40° to 125°F (4° to 52°C).
Metal Bowl: 40° to 175°F (4° to 79°C).

Body: Zinc.

Bowl: 4-ounce (120-ml) capacity polycarbonate plastic with zinc shatterguard; optional zinc bowl.

Bowl Drain: Internal automatic drain; optional manual drain.

Filter Element: 5- μ m-rated polyethylene.

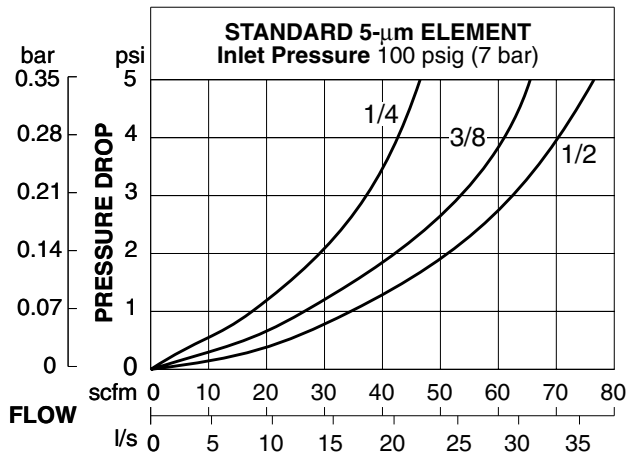
Fluid Media: Compressed air.

Inlet Pressure: 15 psig (1 bar) minimum with automatic drain.

Plastic bowl: 150 psig (10 bar) maximum.

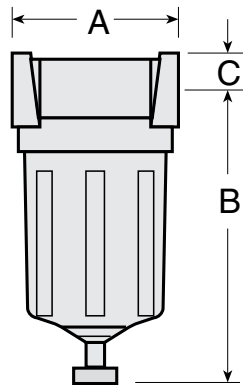
Metal bowl: 200 psig (14 bar) maximum.

Seals: Nitrile.



MID-SIZE Filters

Ports: 1/4, 3/8, 1/2
Flow to 75 scfm



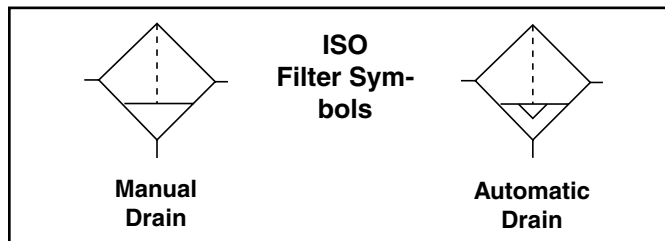
DIMENSIONS inches (mm)

Bowl	Ports	A	B	C	Depth	Weight lb (kg)
Plastic	1/4 – 1/2	2.7 (67)	4.8 (122)	0.6 (16)	2.4 (60)	1.13 (0.51)
Metal	1/4 – 1/2	2.7 (67)	4.9 (123)	0.6 (16)	2.4 (60)	1.50 (0.68)

Port Size	Air Flow scfm (l/s)	Automatic Drain Models		Manual Drain Models	
		Plastic Bowl*	Metal Bowl	Plastic Bowl*	Metal Bowl
1/4	45 (21)	5021B2007	5022B2007	5011B2007	5012B2007
3/8	65 (31)	5021B3027	5022B3027	5011B3026	5012B3026
1/2	75 (35)	5021B4007	5022B4007	5011B4007	5012B4007

*Plastic bowls include metal bowl guard.

NOTE: For BSPP threads, add the letter "C" in front of the part number.



REPLACEMENT FILTER ELEMENT KITS & BOWLS

Element Type	Kit Number
5- μ m polyethylene (Std element)	936K77
Plastic Bowl Manual	925K77
Automatic	924K77
Metal Bowl Manual	R-AB60F-12
Automatic	R-AB60FD-12

FULL-SIZE Filters

Ports: 1/4 to 3/4
Flow to 155 scfm



FEATURES:

- Modular or inline mounting.
- High-strength polycarbonate plastic filter bowl with steel shatterguard; optional metal bowl with clear nylon sight glass.
- Internal automatic drain; optional manual drain or external automatic drain.
- NPTF port threads; optional SAE or BSPP threads.

STANDARD SPECIFICATIONS

Ambient/Media Temperature:

Plastic bowl: 40° to 125°F (4° to 52°C).

Metal bowl: 40° to 175°F (4° to 79°C).

Body: Zinc.

Bowl: 8-ounce (240-ml) capacity polycarbonate plastic with steel shatterguard; optional zinc bowl with clear nylon sight glass.

Bowl Drain: Internal automatic drain; optional manual drain or external automatic drain.

Bowl Ring: Aluminum.

Filter Element: 5- μ m-rated polyethylene.

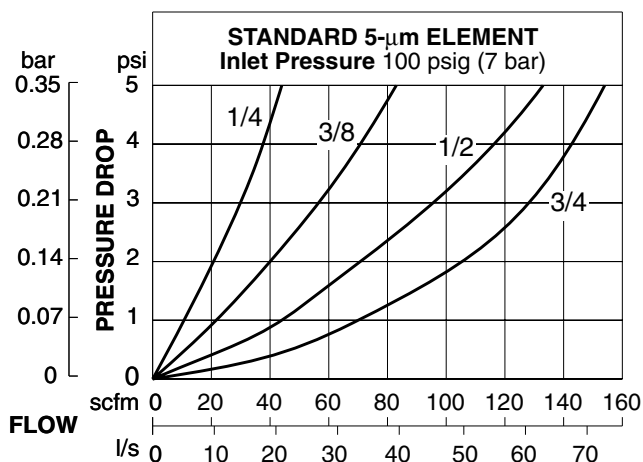
Fluid Media: Compressed air.

Inlet Pressure: 15 psig (1 bar) minimum with automatic drain.

Plastic Bowl: 150 psig (10 bar) maximum.

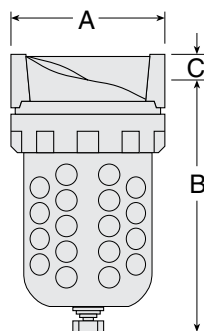
Metal Bowl: 200 psig (14 bar) maximum.

Seals: Nitrile.



FULL-SIZE Filters

Ports: 1/4 to 3/4
Flow to 155 scfm



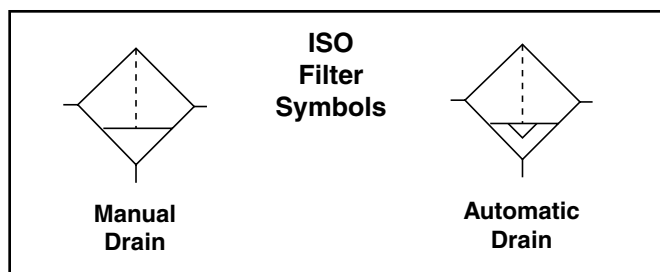
DIMENSIONS inches (mm)

Bowl	Ports	A	B †	C	Depth	Weight † lb (kg)
Plastic	1/4 – 3/4	3.5 (89)	5.8 (146)	0.6 (16)	3.5 (89)	2.19 (1.00)
Metal	1/4 – 3/4	3.5 (89)	6.4 (163)	0.6 (16)	3.5 (89)	2.24 (1.02)

† With automatic external drain, dimension B is increased by 8.0 inches (203 mm), and weight is increased by 2.56 pounds (1.16 kg).

Port Size	Air Flow scfm (l/s)	Automatic Drain Models		Manual Drain Models	
		Plastic Bowl	Metal Bowl	Plastic Bowl	Metal Bowl
1/4	45 (21)	5021B2008	5022B2005	5011B2008	5012B2006
3/8	85 (40)	5021B3008	5022B3005	5011B3008	5012B3006
1/2	130 (61)	5021B4008	5022B4005	5011B4008	5012B4006
3/4	155 (73)	5021B5018	5022B5015	5011B5018	5012B5016

NOTE: For BSPP threads, add the letter “C” in front of the part number.



REPLACEMENT FILTER ELEMENT KITS & BOWLS

Element Type	Kit Number
5- μ m polyethylene (Std element)	939K77
Plastic Bowl Manual Automatic	927K77 926K77
Metal Bowl Manual Automatic	R-ABF103-117 R-ABFD103-117

MD4™ Filters

Ports: 3/8, 1/2, 3/4
Flow to 205 scfm



FEATURES:

- Modular or inline mounting.
- Polycarbonate plastic bowl with steel shatterguard; optional metal bowl with sight glass.
- Internal automatic drain; optional manual drain, automatic external drain, or electronic drain.
- NPTF port threads; optional SAE or BSPP threads.

STANDARD SPECIFICATIONS

Ambient/Media Temperature:

Plastic bowl: 40° to 125°F (4° to 52°C).

Metal bowl: 40° to 175°F (4° to 79°C).

Body: Die-cast zinc.

Bowl: 9-ounce (270-ml) capacity polycarbonate plastic with steel shatterguard; optional aluminum bowl with clear nylon sight glass.

Bowl Drain: Internal automatic drain; by removing the adjustment knob, a 3/16" (5mm) flexible tube can be connected to the drain. Optional manual drain, external automatic drain, or electronic drain.

Bowl Ring: Nylon.

Cap Color: Gold. Gray, yellow, red, and blue optional.

Differential Pressure Gauge: Optional.

Filter Element: 5-µm-rated polyethylene; optional 40-µm element. Consult ROSS.

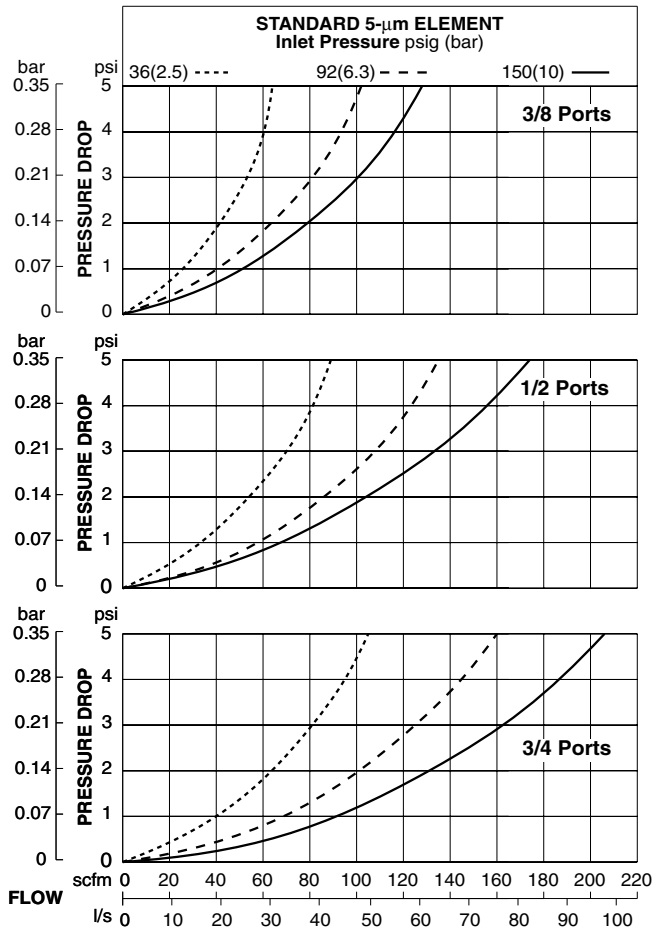
Fluid Media: Compressed air.

Inlet Pressure: 15 psig (1 bar) minimum with automatic drain.

Plastic bowl: 150 psig (10 bar).

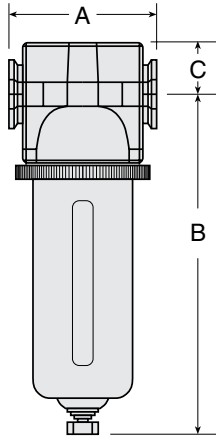
Metal bowl: 200 psig (14 bar).

Seals: Nitrile



MD4™ Filters

Ports: 3/8, 1/2, 3/4
Flow to 205 scfm



DIMENSIONS inches (mm)

Bowl	A	B †	C	Depth	Weight lb (kg)
Plastic	3.5 (88)	7.7 (195)	1.1 (28)	2.9 (73)	2.13 (0.97)
Metal	3.5 (88)	7.6 (193)	1.1 (28)	3.1 (79)	2.13 (0.97)

† Bowl removal clearance: add 3.1 (79).

ORDERING INFORMATION

MD4 **50P** **B** **A** **B** **5** **2** **L**

BOWL SIZE
 50P - 9 oz. Polycarbonate Bowl
 50M - 9 oz. Metal Bowl

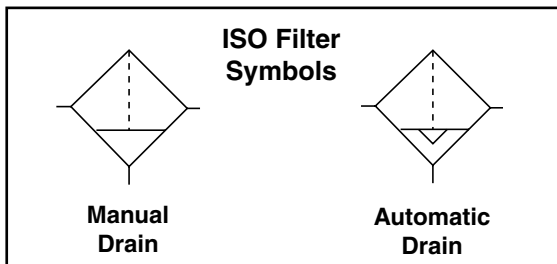
ELEMENT TYPE
 A - 40 Micron
 B - 5 Micron (standard)

BOWL DRAIN
 A - Auto Drain
 M - Manual Drain
 E - Electronic Drain - available in metal bowl version only
 H - Automatic External Drain - available in metal bowl version only
 L - Less Drain Fitting - 1/4 NPT female instead

DIFFERENTIAL PRESSURE GAUGE
 A - No Gauge
 L - Large Gauge
 S - Small Gauge
 E - Large Gauge with Normally Open Reed Switch
 C - Large Gauge with normally Closed Reed Switch

COLOR
 G - Gray
 Y - Yellow
 R - Red
 B - Blue
 2 - Gold (standard)

PIPE SIZE
 3 - 3/8 NPTF
 4 - 1/2 NPTF
 5 - 3/4 NPTF
 C - 3/8 BSPP
 D - 1/2 BSPP
 E - 3/4 BSPP
 F - 3/4-16 SAE
 G - 7/8-14 SAE



REPLACEMENT FILTER ELEMENT KITS

Element Rating	Kit Number
5-µm (Std element)	R-A115-106PE5
40-µm	R-A115-106PE3



HIGH-CAPACITY Filters

Ports: 3/4 & 1
Flow to 275 scfm



FEATURES:

- Inline mounting.
- High-strength polycarbonate plastic filter bowl with steel shatterguard; optional metal bowl with clear nylon sight glass.
- Internal automatic drain; optional manual drain or external automatic drain.
- NPTF port threads; optional SAE or BSPP threads.

STANDARD SPECIFICATIONS

Ambient/Media Temperature:

Plastic Bowl: 40° to 125°F (4° to 52°C).

Metal Bowl: 40° to 175°F (4° to 79°C).

Body: Aluminum.

Bowl: 16-ounce (480-ml) capacity polycarbonate plastic with steel shatterguard; optional aluminum bowl with clear nylon sight glass.

Bowl Drain: Internal automatic drain; optional manual drain or external automatic drain.

Bowl Ring: Aluminum.

Filter Element: 5- μ m-rated polyethylene.

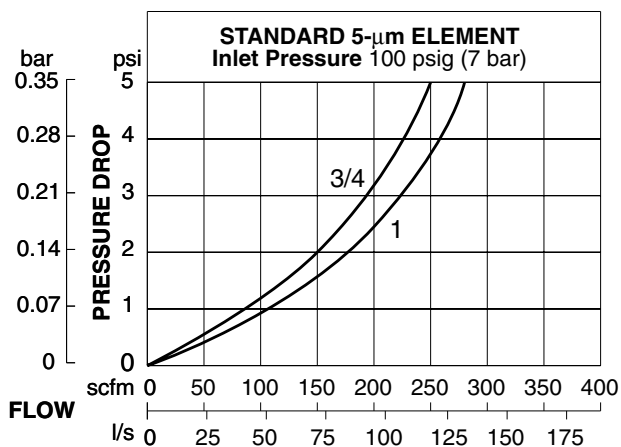
Fluid Media: Compressed air.

Inlet Pressure: 15 psig (1 bar) minimum with automatic drain.

Plastic Bowl: 150 psig (10 bar) maximum.

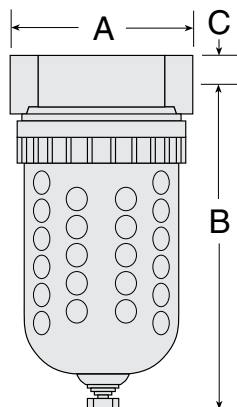
Metal Bowl: 200 psig (14 bar) maximum.

Seals: Nitrile.



HIGH-CAPACITY Filters

Ports: 3/4 & 1
Flow to 275 scfm



DIMENSIONS inches (mm)

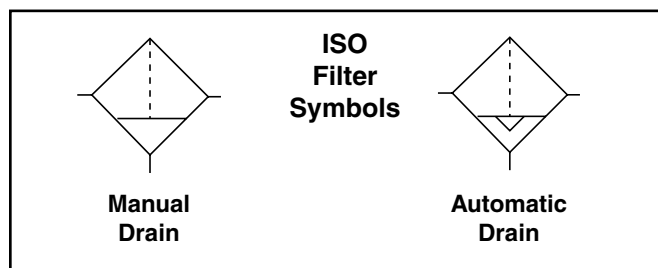
Bowl	Ports	A	B †	C	Depth	Weight † lb (kg)
Plastic	3/4, 1	4.5 (114)	8.0 (203)	0.8 (21)	4.2 (106)	2.44 (1.11)
Metal	3/4, 1	4.5 (114)	8.3 (210)	0.8 (21)	4.2 (106)	3.25 (1.48)

† With automatic external drain, dimension B is increased by 8.0 inches (203 mm), and weight is increased by 2.56 pounds (1.16 kg).

Port Size	Air Flow scfm (l/s)	Automatic Drain Models		Manual Drain Models	
		Plastic Bowl*	Metal Bowl	Plastic Bowl*	Metal Bowl
3/4	250 (120)	5021B5008	5022B5005	5011B5008	5012B5006
1	275 (130)	5021B6008	5022B6005	5011B6008	5012B6006

*Plastic bowls include metal bowl guard.

NOTE: For BSPP threads, add the letter "C" in front of the part number.



REPLACEMENT FILTER ELEMENT KITS & BOWLS

Element Type	Kit Number
5- μ m polyethylene (Std element)	1010K77
Plastic Bowl Manual	929K77
Automatic	928K77
Metal Bowl Manual	R-ABF109-6A
Automatic	R-ABFD109-6A

HIGH-CAPACITY Filters

Ports: 1-1/4 & 1-1/2

Flow to 660 scfm



FEATURES:

- Inline mounting.
- Aluminum bowl with clear nylon sight glass.
- Optional differential pressure gauge.
- Internal automatic drain; optional manual drain or external drain.
- NPTF port threads; optional SAE or BSPP threads.

STANDARD SPECIFICATIONS

Ambient/Media Temperature: 40° to 175°F (4° to 79°C).

Body: Aluminum.

Bowl: 35-ounce (1 liter) aluminum bowl with clear nylon sight glass.

Bowl Drain: Internal automatic drain; optional manual drain or external automatic drain.

Bowl Ring: Aluminum.

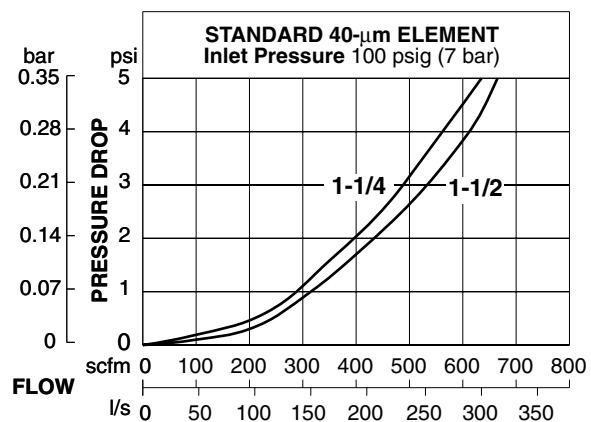
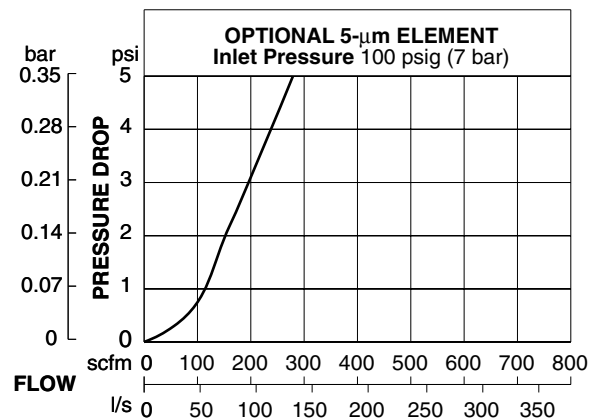
Differential Pressure Gauge: Optional.

Filter Element: 5- μ m or 40- μ m-rated.

Fluid Media: Compressed air.

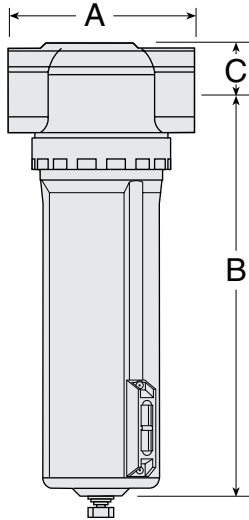
Inlet Pressure: 15 psig (1 bar) minimum with automatic drain. 200 psig (14 bar) maximum.

Seals: Nitrile.



HIGH-CAPACITY Filters

Ports: 1-1/4 & 1-1/2
Flow to 660 scfm



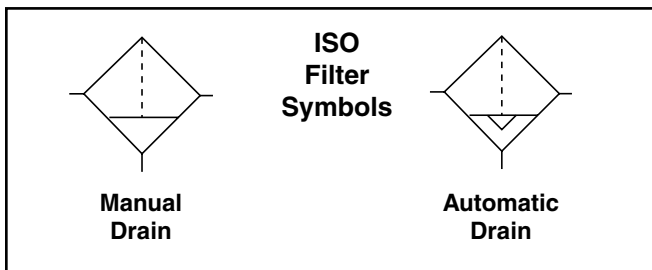
DIMENSIONS inches (mm)

A	B †	C	Depth	Weight † lb (kg)
5.5 (140)	10.7 (271)	0.8 (21)	4.2 (106)	4.50 (2.04)

† With automatic external drain, dimension B is increased by 8.0 inches (203 cm), and weight is increased by 2.56 pounds (1.16 kg).

Port Size	Air Flow scfm (l/s)	Automatic Drain Models		Manual Drain Models	
		Plastic Bowl	Metal Bowl	Plastic Bowl	Metal Bowl
1-1/4	290 (132) 5 Micron	—	5022B7019	—	5012B7019
1-1/2	290 (132) 5 Micron	—	5022B8019	—	5012B8019
1-1/4	630 (298) 40 Micron	—	5X00B7051	—	5X00B7052
1-1/2	660 (312) 40 Micron	—	5X00B8037	—	5X00B8051

NOTE: For BSPP threads, add the letter “C” in front of the part number.



REPLACEMENT FILTER ELEMENT KITS

Element Type	Kit Number
5-µm bronze (filter element)	1656K77
40-µm bronze (filter element)	R-A114-106E3

HIGH-CAPACITY Filters

Ports: 1-1/4, 1-1/2, & 2
Flow to 1000 scfm



STANDARD SPECIFICATIONS

Ambient/Media Temperature:
 40° to 175°F (4° to 79°C).

Body: Aluminum.

Bowl: 123-ounce (3700-ml) capacity aluminum bowl.

Bowl Drain: Internal automatic drain; optional manual drain or external automatic drain.

Filter Element: 5- μ m-rated or 40- μ m rated.

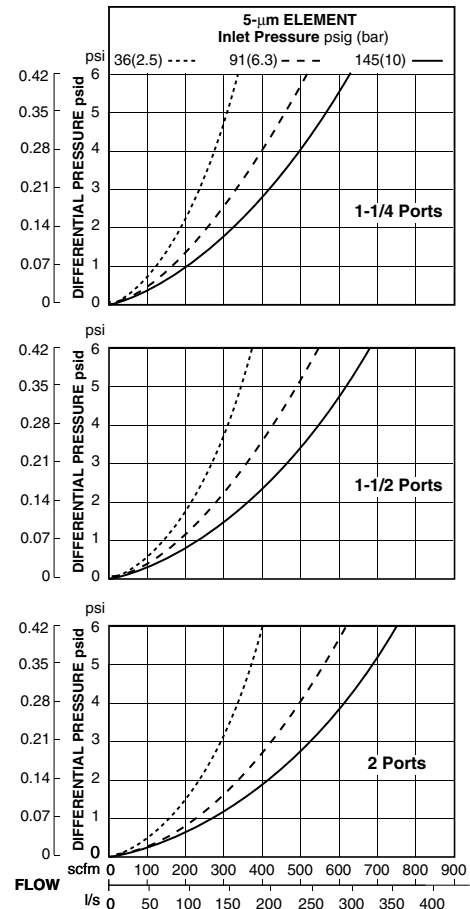
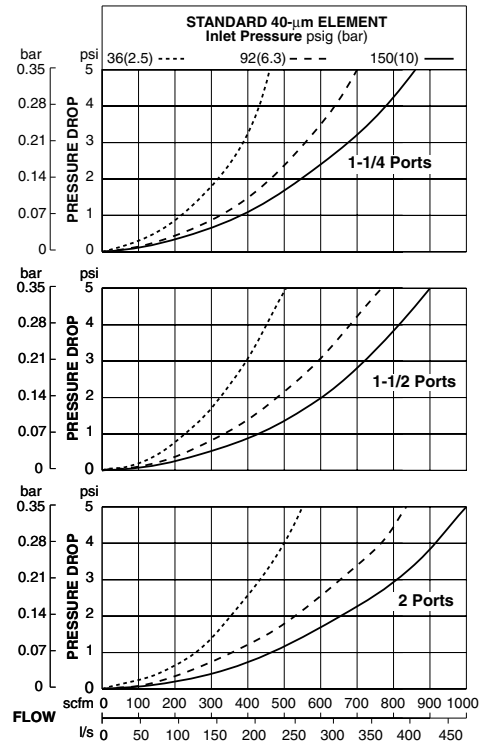
Fluid Media: Compressed air.

Inlet Pressure: 15 psig (1 bar) minimum with automatic drain. 200 psig (14 bar) maximum.

Seals: Nitrile.

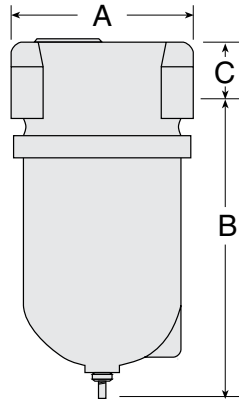
FEATURES:

- Inline mounting.
- Aluminum bowl.
- Internal automatic drain; optional manual drain or external drain.
- NPTF port threads; optional SAE or BSPP threads.



HIGH-CAPACITY Filters

Ports: 1-1/4, 1-1/2, & 2
Flow to 1000 scfm



DIMENSIONS inches (mm)

A	B †	C	Depth	Weight † lb (kg)
8.0 (203)	13.3 (337)	1.8 (45)	7.3 (186)	14.3 (6.59)

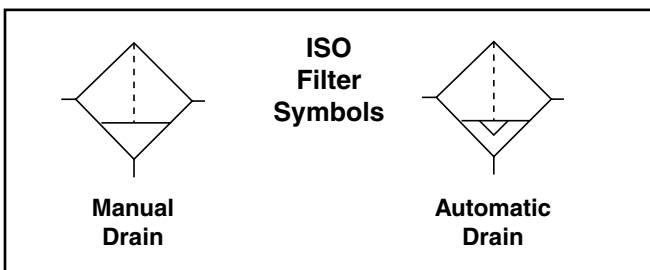
† With external drain, dimension B is increased by 8.0 inches (203 cm), and weight is increased by 2.56 pounds (1.16 kg).

Port Size	Air Flow scfm (l/s)	Automatic Drain Models		Manual Drain Models	
		Plastic Bowl	Metal Bowl	Plastic Bowl	Metal Bowl
1-1/4 5 Micron	510 (240)	—	5022B7018	—	5012B7018
1-1/2 5 Micron	540 (260)	—	5022B8018	—	5012B8018
2 5 Micron	610 (290)	—	5022B9018	—	5012B9018

NOTE: For BSPP threads, add the letter "C" in front of the part number.

Port Size	Air Flow scfm (l/s)	Automatic Drain Models		Manual Drain Models	
		Plastic Bowl	Metal Bowl	Plastic Bowl	Metal Bowl
1-1/4 40 Micron	700 (330)	—	5X00B7025	—	5X00B7054
1-1/2 40 Micron	770 (363)	—	5X00B8018	—	5X00B8019
2 40 Micron	825 (390)	—	5X00B9004	—	5X00B9003

NOTE: For BSPP threads, add the letter "C" in front of the part number.



REPLACEMENT FILTER KIT

Element Type	Kit Number
5-µm bronze	942K77
40-µm bronze	944K77

COALESCING Filter Instructional Information



A 0.3- μm -rated coalescing filter element is standard in all coalescing units. This filter removes 99.99% of oil and solid contaminants larger than 0.3 μm . An optional 0.01- μm -rated element provides extremely fine filtration, but at some reduction in air flow. However, in ROSS' MID-SIZE, FULL-SIZE, and MD4™ filters, there are extended bowls available with higher capacity coalescing elements for significantly increased air flows.

Coalescing filters have epoxy-resin coated, borosilicate, glass-fiber elements. Liquids and solids are removed from the air stream by several different actions, namely:

IMPACTION: Particles larger than 1 μm collide with and adhere to the fibers of the element.

INTERCEPTION: Particles 0.3 μm to 2 μm in size are molecularly attracted to the fibers of the element, and this causes them to adhere.

DIFFUSION: Particles 0.001 μm to 0.3 μm in size move by random Brownian motion, thereby contacting and adhering to the fibers of the element.

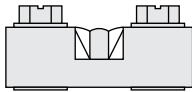
DRAINING: Tiny droplets of oil coalesce (merge) until they form drops large enough to fall off the filter element and into the bowl sump. The automatic drain then expels them.

The filter element will continue to coalesce liquids until solid contaminants accumulated in the filter element cause the pressure drop across the element to become excessive. At this point the filter element must be changed. A built-in differential pressure gauge (see next page) will indicate when the elements must be changed.

COALESCING Filter Instructional Information


DIFFERENTIAL PRESSURE GAUGES

MID-SIZE, MD4™, and FULL-SIZE coalescing filters include a differential pressure gauge which measures the pressure drop across the coalescing filter element. The gauge monitors the condition of the coalescing element and such a gauge should *always* be used with coalescing filters. When the pressure drop increases into the range of 7 to 10 psi (0.5 to 0.7 bar), the gauge indicates that the element must be changed. The types of gauges are shown below.




The FULL-SIZE MD4™ filters use the small R-K103-151 gauge. Mid-size units use the R-A60F-28 gauge. Both are slide-type gauges, and are color coded to show the condition of the coalescing element.

Green — Clean (Up to 7 psi)
Red — Change (7 to 10 psi)



HIGH-CAPACITY filters employ the large R-106-35 gauge as shown above. It is a dual face gauge color coded to show the condition of the coalescing element. Optionally available for other units.

Green — Clean (Up to 6 psi)
Yellow — Change (6 to 9 psi)
Red — Dirty (Over 9 psi)



The large gauge is also available with a reed switch: normally open (R-106-35E) or normally closed (R-106-35EC).

Green — Clean (Up to 6 psi)
Yellow — Change (6 to 9 psi)
Red — Dirty (Over 9 psi)

IMPORTANT NOTE

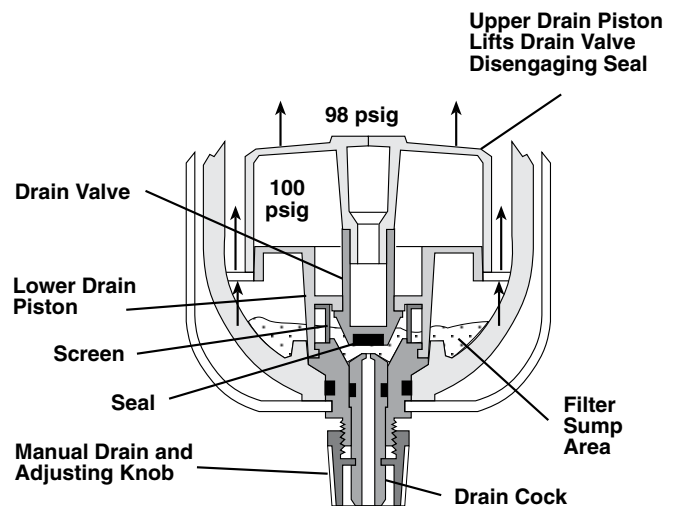
A general purpose filter must be installed ahead of a coalescing filter to ensure good performance and to extend the life of the coalescing element. A coalescing filter must be installed ahead of an oil vapor removal (adsorbing) filter to ensure good performance.

INTERNAL AUTOMATIC BOWL DRAIN

Automatic drains are standard on ROSS coalescing filters and we strongly recommend their use to improve filter effectiveness, lengthen service life, and reduce maintenance needs.

The ROSS automatic drain operates when liquids have accumulated in the filter bowl and a pressure drop of 2 psi or more occurs (e.g., when a valve or other device is actuated). The pressure drop triggers the automatic drain to expel accumulated liquid.

The drain is also activated whenever the air supply is shut down and exhausted. Although the unit is set at the factory, an adjusting knob at the bottom of the filter can be manually set for optimum performance throughout the air flow range.



Full-size Internal Automatic Bowl Drain



BANTAM Modular Coalescing Filters

Ports: 1/8 & 1/4
Flow to 11 scfm



FEATURES:

- Modular assembly and mounting.
- Threaded ports or quick-connect fittings for tubing up to 10 mm in diameter.
- 0.3- μm -rated coalescing filter element.
- High-strength polycarbonate plastic filter bowl; optional aluminum bowl.
- NPTF port threads; optional BSPP threads.

APPLICATION NOTE: A general purpose filter must be installed ahead of a coalescing filter to ensure good performance and to extend the life of the coalescing element.

STANDARD SPECIFICATIONS

Ambient/Media Temperature: 40° to 125°F (4° to 52°C).

Body: Acetal.

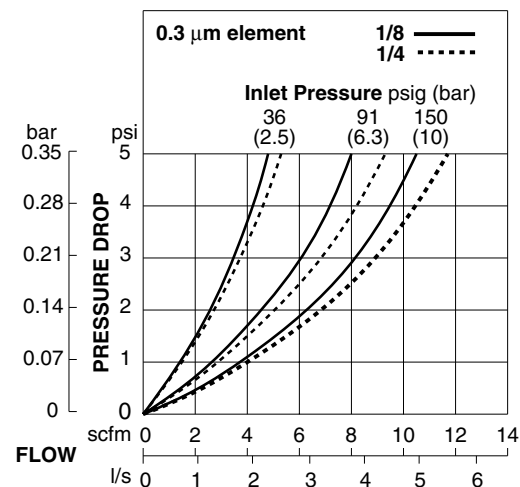
Bowl: 2-ounce (60-ml) capacity polycarbonate plastic; optional aluminum bowl.

Filter Element: 0.3- μm -rated borosilicate-glass-fiber coalescing element.

Fluid Media: Compressed air.

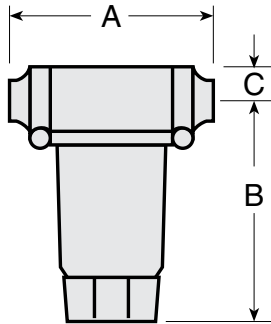
Inlet Pressure: 15 psig (1 bar) minimum with automatic drain. 150 psig (10 bar) maximum.

Seals: Nitrile.



BANTAM Modular Coalescing Filters

Ports: 1/8 & 1/4
Flow to 11 scfm



DIMENSIONS inches (mm)

Ports	A	B †	C	Depth	Weight lb (kg)
No Port	1.7 (43)	3.6 (92)	0.5 (13)	1.8 (45)	0.27 (0.12)
1/8, 1/4	3.0 (76)	3.6 (92)	0.5 (13)	1.8 (45)	0.49 (0.22)
Models below have quick-connect fittings for tubing.					
1/4	3.4 (86)	3.6 (92)	0.5 (13)	1.8 (45)	0.47 (0.21)
3/8	3.9 (99)	3.6 (92)	0.5 (13)	1.8 (45)	0.47 (0.21)
4 mm	3.4 (86)	3.6 (92)	0.5 (13)	1.8 (45)	0.47 (0.21)
6 mm	3.4 (86)	3.6 (92)	0.5 (13)	1.8 (45)	0.47 (0.21)
8 mm	3.1 (79)	3.6 (92)	0.5 (13)	1.8 (45)	0.47 (0.21)
10 mm	3.9 (99)	3.6 (92)	0.5 (13)	1.8 (45)	0.47 (0.21)

† Dimension for plastic bowl; metal bowl is 3.8 (97).

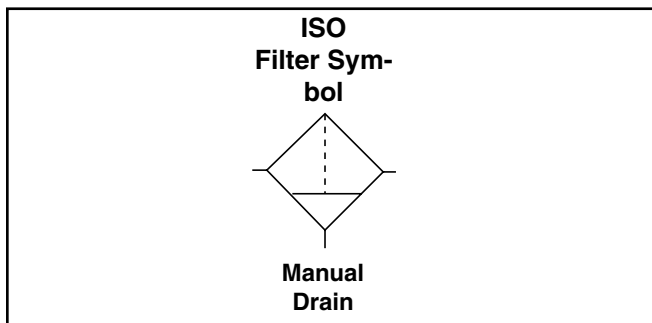
Manual Drain Models

Port Size	Air Flow scfm (l/s)	Plastic Bowl	Metal Bowl
1/8	8 (3.8)	5B01B0500	5B01B0600
1/4	9 (4.3)	5B02B0500	5B02B0600

WITH TUBE FITTINGS

1/8	8 (3.8)	5B03B0500	5B03B0600
3/8	8 (3.8)	5B04B0500	5B04B0600
4mm	8 (3.8)	5B05B0500	5B05B0600
6mm	8 (3.8)	5B06B0500	5B06B0600
8mm	8 (3.8)	5B07B0500	5B07B0600
10mm	8 (3.8)	5B08B0500	5B08B0600

NOTE: For BSPP threads, add the letter "C" in front of the part number.



REPLACEMENT FILTER ELEMENT KITS & BOWLS

Element Rating	Kit Number
0.3 µm (Std element)	945K77
Plastic Bowl	921K77

MINIATURE Coalescing Filters

Ports: 1/8 & 1/4
Flow to 10 scfm



FEATURES:

- Inline mounting.
- 0.3- μm -rated coalescing filter element.
- High-strength polycarbonate plastic filter bowl; optional metal bowl.
- NPTF port threads; optional BSPP threads.

APPLICATION NOTE: A general purpose filter must be installed ahead of a coalescing filter to ensure good performance and to extend the life of the coalescing element.

STANDARD SPECIFICATIONS

Ambient/Media Temperature:

Plastic bowl: 40° to 125°F (4° to 52°C).

Metal bowl: 40° to 150°F (4° to 66°C).

Body: Aluminum.

Bowl: 2-ounce (60-ml) capacity polycarbonate plastic; optional aluminum bowl.

Filter Element: 0.3- μm -rated borosilicate-glass-fiber coalescing element.

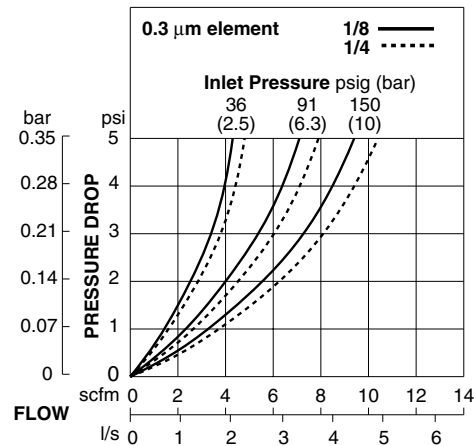
Fluid Media: Compressed air.

Inlet Pressure: 15 psig (1 bar) minimum with automatic drain.

Plastic bowl: 150 psig (10 bar) maximum.

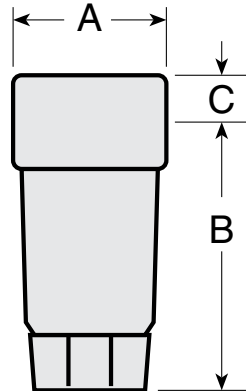
Metal bowl: 200 psig (14 bar) maximum.

Seals: Nitrile.



MINIATURE Coalescing Filters

Ports: 1/8 & 1/4
Flow to 10 scfm

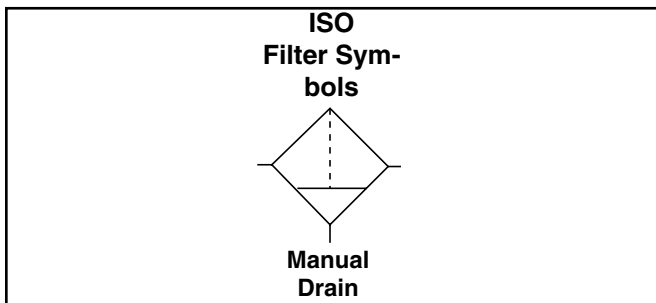


DIMENSIONS inches (mm)

Bowl	Ports	A	B	C	Depth	Weight lb (kg)
Plastic	1/8, 1/4	1.6 (41)	3.6 (92)	0.4 (9.5)	1.6 (41)	0.33 (0.15)
Metal	1/8, 1/4	1.6 (41)	3.8 (97)	0.4 (9.5)	1.6 (41)	0.35 (0.16)

Port Size	Air Flow scfm (l/s)	Manual Drain Models	
		Plastic Bowl	Metal Bowl
1/8	7 (3.25)	5031B1028	5032B1018
1/4	8 (3.8)	5031B2028	5032B2028

NOTE: For BSPP threads, add the letter "C" in front of the part number.



REPLACEMENT FILTER ELEMENT KIT

Element Rating	Kit Number
0.3 µm (Std element)	945K77

FULL-SIZE Coalescing Filters

Ports: 1/4, 3/8, 1/2
Flow to 100 scfm



STANDARD SPECIFICATIONS

Ambient/Media Temperature:

Plastic bowl: 40° to 125°F (4° to 52°C).

Metal bowl: 40° to 175°F (4° to 79°C).

Body: Zinc.

Bowl: 8-ounce (240-ml) capacity polycarbonate plastic with steel shatterguard; optional zinc bowl with clear nylon sight glass.

Optional 20-ounce (600-ml) extended polycarbonate or zinc bowl has higher flow filter element.

Bowl Drain: Manual. Optional internal automatic drain only on extended aluminum bowl.

Bowl Ring: Aluminum.

Differential Pressure Gauge: Small R-K103-151.

Filter Element: 0.3- μ m-rated borosilicate-glass-fiber coalescing element; optional 0.01- μ m-rated element.

Fluid Media: Compressed air.

Inlet Pressure: 15 psig (1 bar) minimum with automatic drain.

Plastic Bowl: 150 psig (10 bar) maximum.

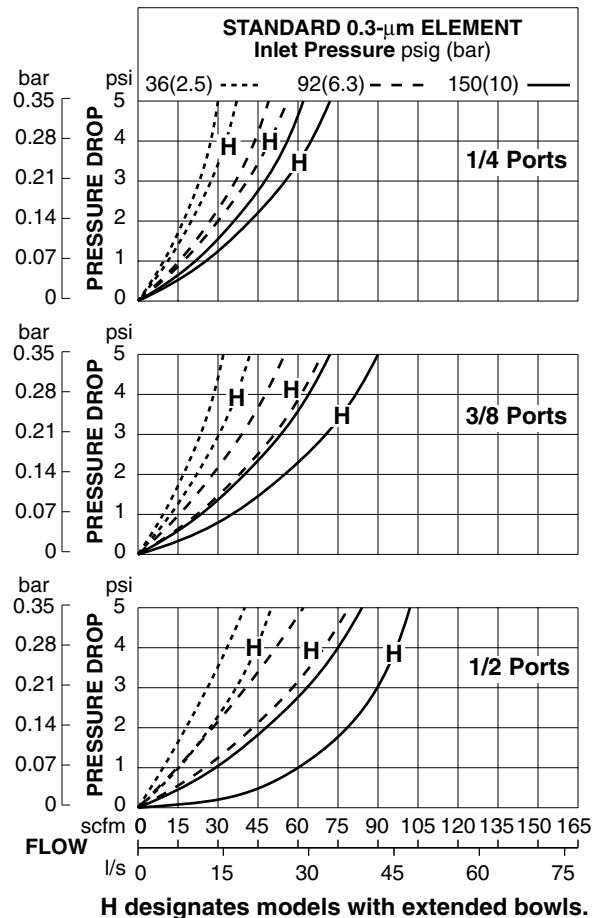
Metal Bowl: 200 psig (14 bar) maximum.

Seals: Nitrile.

FEATURES:

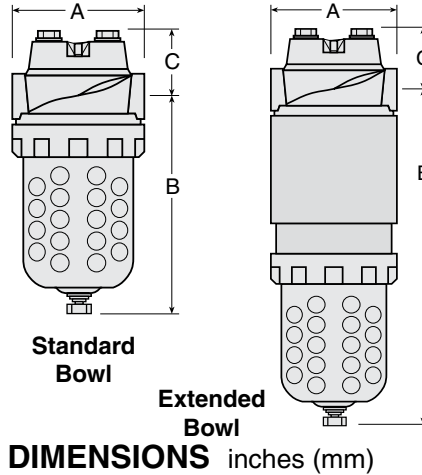
- Modular or inline mounting.
- 0.3- μ m-rated coalescing filter element.
- Differential pressure gauge.
- High-strength polycarbonate plastic filter bowl with steel shatterguard; optional metal bowl with clear nylon sight glass.
- Optional extended bowl with higher flow filter element.
- Manual filter drain.
- NPTF port threads; optional SAE or BSPP threads.

APPLICATION NOTE: A general purpose filter must be installed ahead of a coalescing filter to ensure good performance and to extend the life of the coalescing element.



FULL-SIZE Coalescing Filters

Ports: 1/4, 3/8, 1/2
Flow to 100 scfm



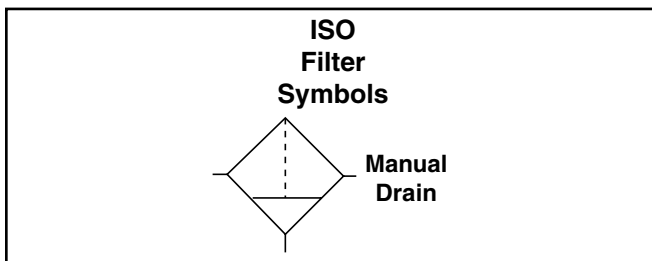
Bowl	A	B	C	Depth	Weight lb (kg)
Standard	3.5 (89)	5.8 (146)	1.8 (45)	3.5 (89)	2.13 (0.95)
Extended	3.5 (89)	10.3 (260)	1.8 (45)	3.5 (89)	3.25 (1.54)

Port Size	Air Flow scfm (l/s)	Manual Drain Models	
		Plastic Bowl	Metal Bowl
1/4	70 (33)	5031B2008	5032B2018
3/8	70 (33)	5031B3008	5032B3018
1/2	80 (38)	5031B4008	5032B4018
1/2	77 (37)	5031B4028*	5032B4028**

*Model number 5031B4028 is an extended plastic bowl.

** Model number 5032B4028 is an extended metal bowl.

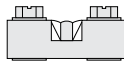
NOTE: For BSPP threads, add the letter "C" in front of the part number.




REPLACEMENT FILTER ELEMENT KITS

Element Type	Kit Number
0.3 µm Standard bowl (Std element)	947K77
0.3 µm Extended bowl	948K77

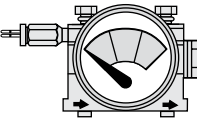
DIFFERENTIAL PRESSURE GAUGES



**Standard Small
Slide Gauge**
R-K103-151



Large Dual Face Gauge
R-106-35



**Large Dual Face Gauge
with Reed Switch**
R-106-35E (Normally Open)
R-106-35EC (Normally Closed)

MD4™ Coalescing Filters

Ports: 3/8, 1/2, 3/4
Flow to 158 scfm



FEATURES:

- Modular or inline mounting.
- 0.3- μ m-rated coalescing filter element.
- Polycarbonate plastic bowl with steel shatterguard; optional metal bowl with sight glass.
- Optional extended metal bowl with higher capacity filter element included.
- Differential pressure gauge to indicate when filter element needs changing.
- Internal automatic bowl drain; optional manual drain or electronic drain.
- NPTF port threads; optional SAE or BSPP threads.

APPLICATION NOTE: A general purpose filter must be installed ahead of a coalescing filter to ensure good performance and to extend the life of the coalescing element.

STANDARD SPECIFICATIONS

Ambient/Media Temperature:

Plastic bowl: 40° to 125°F (4° to 52°C).
 Metal bowl: 40° to 175°F (4° to 79°C).

Body: Die-cast zinc.

Bowl: 9-ounce (270-ml) capacity polycarbonate plastic with steel shatterguard; optional aluminum bowl with clear nylon sight glass. Optional 15-ounce (450-ml) extended aluminum bowl with a clear nylon sight glass and higher flow filter element.

Bowl Drain: Internal automatic drain; optional manual drain or electronic drain.

Bowl Ring: Nylon.

Cap Color: Gold. Gray, yellow, red, and blue optional.

Differential Pressure Gauge: Small R-K103-151.

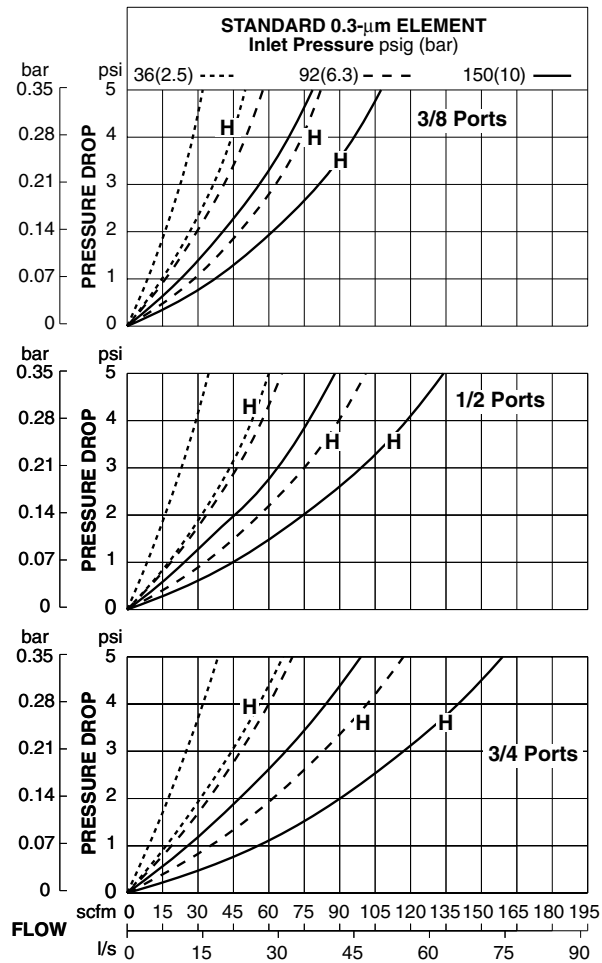
Filter Element: 0.3- μ m-rated borosilicate-glass-fiber; optional 0.01- μ m-rated element (reduces flow by 20%).

Fluid Media: Compressed air.

Inlet Pressure: 15 psig (1 bar) minimum with automatic drain.

Plastic bowl: 150 psig (10 bar).
 Metal bowl: 200 psig (14 bar).

Seals: Nitrile.

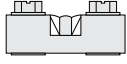


DIMENSIONS inches (mm)

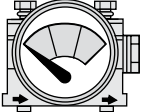
Bowl	A	B †	C	Depth	Weight lb (kg)
Polycarbonate	3.5 (88)	7.7 (195)	2.2 (55)	2.9 (73)	2.13 (0.97)
9-ounce Metal	3.5 (88)	7.6 (193)	2.2 (55)	3.1 (79)	2.13 (0.97)
Extended Metal	3.5 (88)	11.2 (284)	2.2 (55)	3.1 (79)	2.31 (1.05)

† Bowl removal clearance: add 3.1 (79) for 9-ounce bowl; 6.1 (155) for extended bowl.

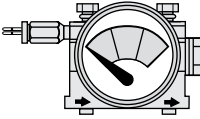
DIFFERENTIAL PRESSURE GAUGES



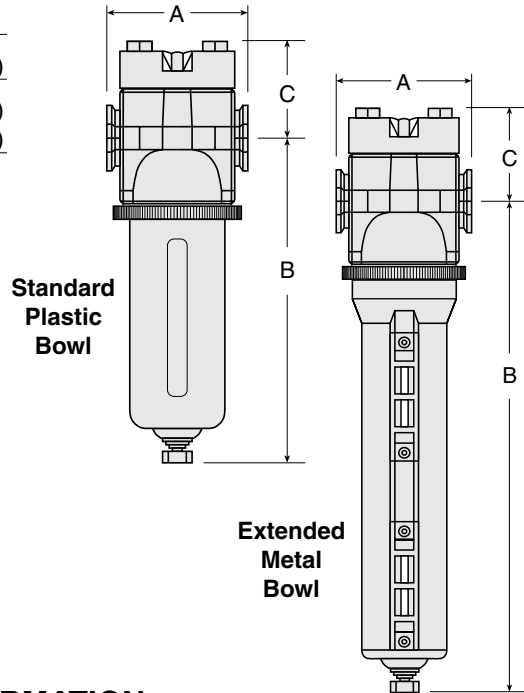
Small Slide Gauge
R-K103-151



Large Dual Face Gauge
R-106-35



Large Dual Face Gauge with Reed Switch
R-106-35E (Normally Open)
R-106-35EC (Normally Closed)



ORDERING INFORMATION

	MD4	50P	C	A	B	5	2	L	
BOWL SIZE	<ul style="list-style-type: none"> 50P - 9 oz. Polycarbonate Bowl 50E - 15 oz. Metal Bowl 50M - 9 oz. Metal Bowl 								
ELEMENT TYPE	<ul style="list-style-type: none"> C - 0.3 Micron (standard) D - 0.1 Micron 								
BOWL DRAIN	<ul style="list-style-type: none"> A - Auto Drain M - Manual Drain E - Electronic Drain - available in manual bowl version only H - Automatic External Drain - available in manual drain version only L - Less Drain Fitting - 1/4 NPT female instead 								
	DIFFERENTIAL PRESSURE GAUGE								
	<ul style="list-style-type: none"> A - No Gauge L - Large Gauge S - Small Gauge E - Large Gauge with Normally Open Reed Switch C - Large Gauge with normally Closed Reed Switch 								
	COLOR								
	<ul style="list-style-type: none"> G - Gray Y - Yellow R - Red B - Blue 2 - Gold (standard) 								
	PIPE SIZE								
	<ul style="list-style-type: none"> 3 - 3/8 NPTF 4 - 1/2 NPTF 5 - 3/4 NPTF C - 3/8 BSPP D - 1/2 BSPP E - 3/4 BSPP F - 3/4-16 SAE G - 7/8-14 SAE 								

REPLACEMENT FILTER ELEMENT KITS

Element Type	Kit Number
0.3 µm Standard bowl.....	R-A115-117
0.3 µm Extended bowl.....	R-A115-118
0.01 µm Standard bowl.....	R-A115-117E8
0.01 µm Extended bowl.....	R-A115-118E8



HIGH-CAPACITY Coalescing Filters

Ports: 3/4 & 1
Flow to 220 scfm



FEATURES:

- Inline mounting.
- 0.3- μm -rated coalescing filter element.
- Differential pressure gauge.
- High-strength polycarbonate plastic filter bowl with steel shatterguard; optional aluminum bowl with clear nylon sight glass.
- Manual drain.
- NPTF port threads; optional SAE or BSPP threads.

APPLICATION NOTE: A general purpose filter must be installed ahead of a coalescing filter to ensure good performance and to extend the life of the coalescing element

STANDARD SPECIFICATIONS

Ambient/Media Temperature:

Plastic Bowl: 40° to 125°F (4° to 52°C).

Metal Bowl: 40° to 175°F (4° to 79°C).

Body: Aluminum.

Bowl: 16-ounce (480-ml) capacity polycarbonate plastic with steel shatterguard; optional aluminum bowl with clear nylon sight glass.

Bowl Drain: Internal automatic drain; optional manual drain.

Bowl Ring: Aluminum.

Differential Pressure Gauge: R-106-35.

Filter Element: 0.3- μm -rated borosilicate-glass-fiber coalescing element; optional 0.01- μm -rated element.

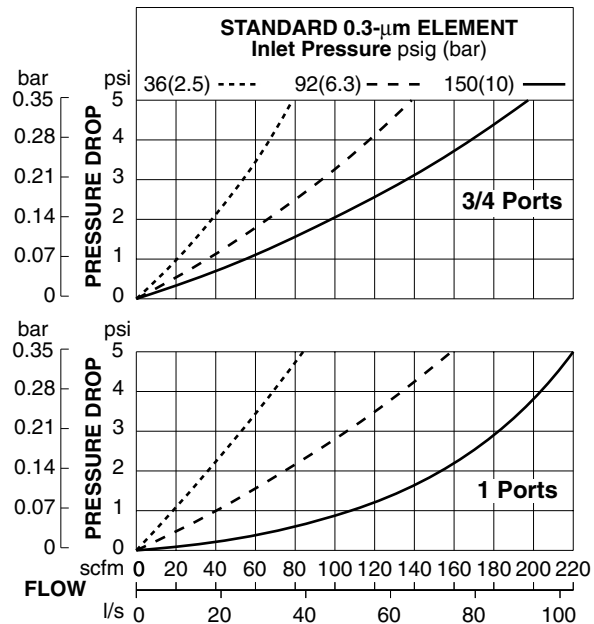
Fluid Media: Compressed air.

Inlet Pressure: 15 psig (1 bar) minimum with automatic drain.

Plastic Bowl: 150 psig (10 bar) maximum.

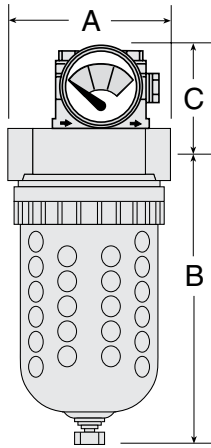
Metal Bowl: 200 psig (14 bar) maximum.

Seals: Nitrile.



HIGH-CAPACITY Coalescing Filters

Ports: 3/4 & 1
Flow to 220 scfm

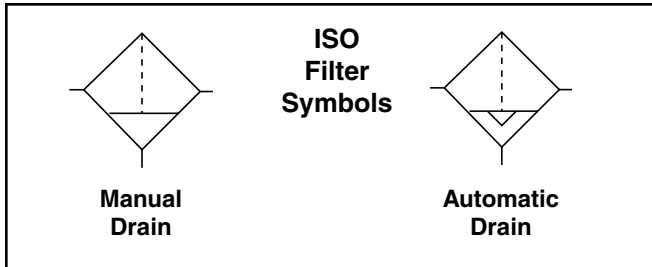


DIMENSIONS inches (cm)

A	B	C	Depth	Weight lb (kg)
4.5 (114)	8.0 (203)	3.1 (78)	4.5 (114)	2.38 (1.09)

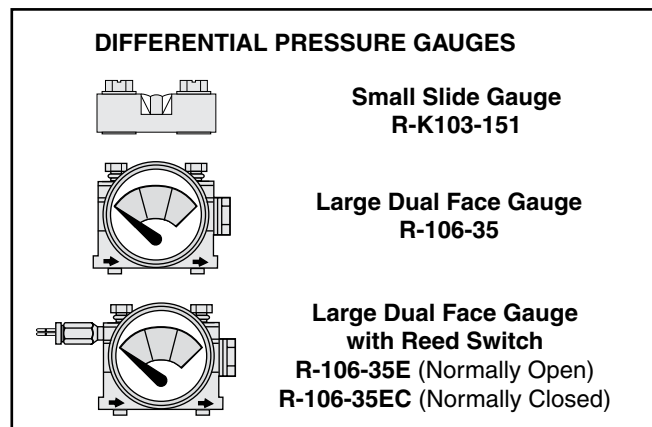
Port Size	Air Flow scfm (l/s)	Manual Drain Models	
		Plastic Bowl	Metal Bowl
3/4	140 (68)	5031B5008	5032B5018
1	160 (76)	5031C6008	5032C6028

NOTE: For BSPP threads, add the letter "C" in front of the part number.



REPLACEMENT FILTER ELEMENT KITS

Element Rating	Kit Number
0.3 µm (Std element)	949K77



HIGH CAPACITY Coalescing Filters

Ports: 3/4, 1
Flow to 295 scfm



FEATURES:

- Inline mounting.
- 0.3- μ m-rated coalescing filter element.
- Differential pressure gauge.
- Aluminum bowl.
- NPTF port threads; optional SAE or BSPP threads.

APPLICATION NOTE: A general purpose filter must be installed ahead of a coalescing filter to ensure good performance and to extend the life of the coalescing element

STANDARD SPECIFICATIONS

Ambient/Media Temperature: 40° to 175°F (4° to 79°C).

Body: Aluminum.

Bowl: 35-ounce (1050-ml) capacity aluminum bowl. Optional 62-ounce (1860-ml) extended aluminum bowl has higher capacity filter element for increased air flow.

Bowl Drain: Internal automatic drain or manual drain available.

Bowl Ring: Aluminum.

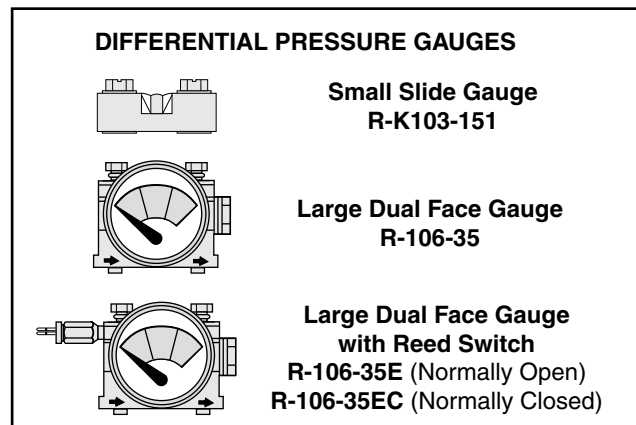
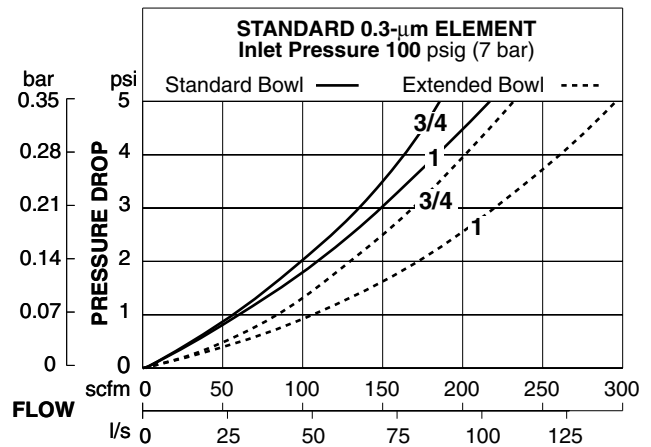
Differential Pressure Gauge: Large R-106-35.

Filter Element: 0.3- μ m-rated borosilicate-glass-fiber coalescing element.

Fluid Media: Compressed air.

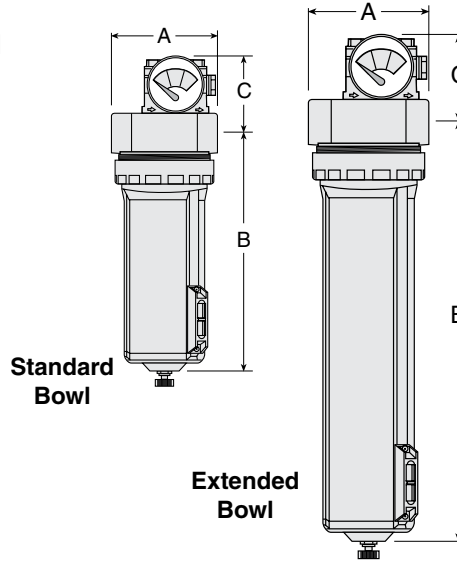
Inlet Pressure: 15 psig (1 bar) minimum with automatic drain. 200 psig (14 bar) maximum.

Seals: Nitrile.



HIGH CAPACITY Coalescing Filters

Ports: 3/4, 1
Flow to 295 scfm



DIMENSIONS inches (mm)

Bowl	A	B	C	Depth	Weight lb (kg)
Standard	4.5 (114)	10.1 (257)	3.3 (83)	4.2 (106)	3.50 (1.59)
Extended	4.5 (114)	15.7 (399)	3.3 (83)	4.2 (106)	4.25 (1.91)

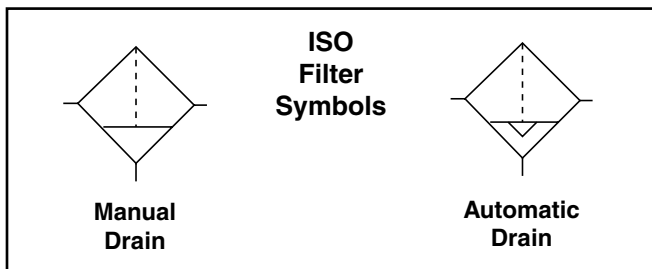
Automatic Drain Models

Manual Drain Models

Size	scfm (l/s)*	Standard Bowl	Extended Bowl	Standard Bowl	Extended Bowl
3/4	180 (85)	5X00B5086	5X00B5087	5032B5019	5032B5029
1	220 (104)	5X00B6064	5X00B6065	5032B6019	5032C6028

* Flow ratings are for standard bowl.

NOTE: For BSPP threads, add the letter "C" in front of the part number.



REPLACEMENT FILTER ELEMENT KITS

Model	Element Rating	Kit Number
Standard bowl	0.3- μ m (Std element)	R-A114-112
Extended bowl	0.3- μ m	R-A114-113

HIGH-CAPACITY Coalescing Filters

Ports: 1-1/4 & 1-1/2
Flow to 450 scfm



FEATURES:

- Inline mounting.
- 0.3- μ m-rated coalescing filter element.
- Differential pressure gauge.
- Aluminum bowl. Optional extended bowl with higher flow element.
- NPTF port threads; optional SAE or BSPP threads.

APPLICATION NOTE: A general purpose filter must be installed ahead of a coalescing filter to ensure good performance and to extend the life of the coalescing element

STANDARD SPECIFICATIONS

Ambient/Media Temperature: 40° to 175°F (4° to 79°C).

Body: Aluminum.

Bowl: 35-ounce (1050-ml) capacity aluminum bowl. Optional 62-ounce (1860-ml) extended aluminum bowl has higher capacity filter element for increased air flow.

Bowl Drain: Internal automatic drain or manual drain available.

Bowl Ring: Aluminum.

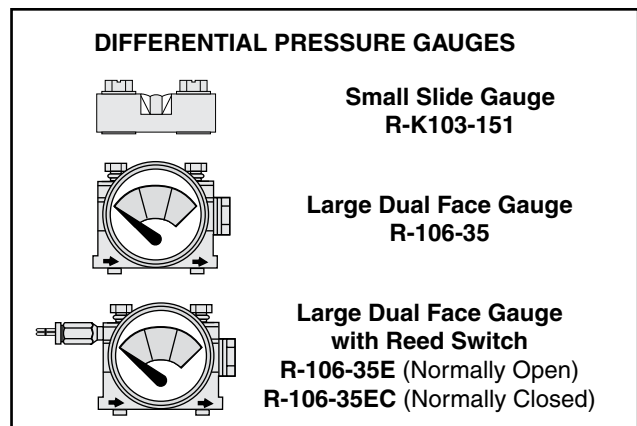
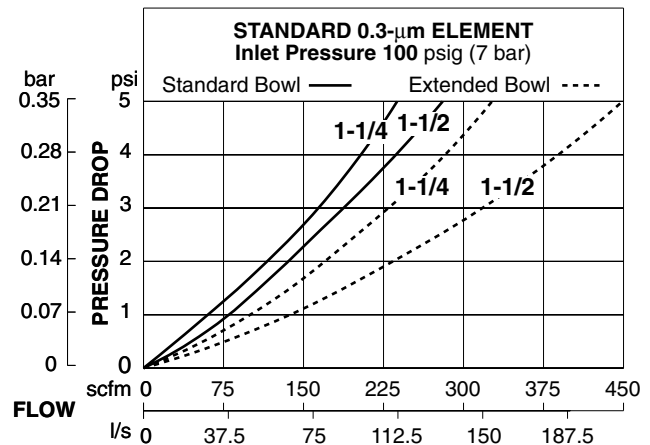
Differential Pressure Gauge: Large R-106-35.

Filter Element: 0.3- μ m-rated borosilicate-glass-fiber coalescing element.

Fluid Media: Compressed air.

Inlet Pressure: 15 psig (1 bar) minimum with automatic drain. 200 psig (14 bar) maximum.

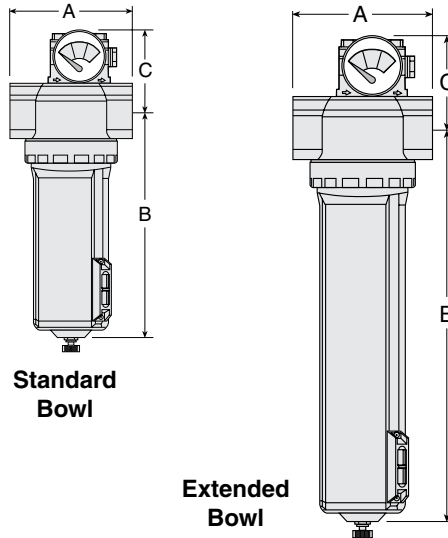
Seals: Nitrile.



HIGH-CAPACITY Coalescing Filters

Ports: 1-1/4 & 1-1/2

Flow to 450 scfm

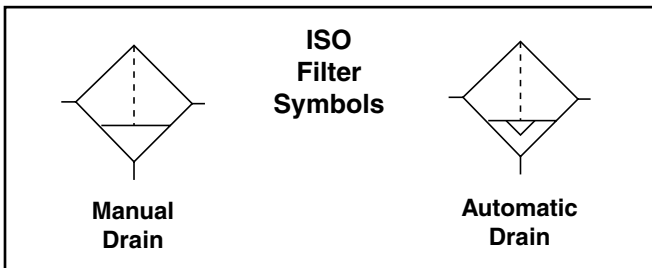


DIMENSIONS inches (mm)

Bowl	A	B	C	Depth	Weight lb (kg)
Standard	5.5 (140)	10.6 (270)	3.8 (96)	4.2 (106)	4.31 (1.94)
Extended	5.5 (140)	16.2 (412)	3.8 (96)	4.2 (106)	5.00 (2.27)

Port Size	Flow Rate scfm (l/s)	Automatic Drain		Manual Drain	
		Automatic Drain	Extended Bowl	Manual Drain	Extended Bowl
1-1/4	230 (108)	5X00B7034	5X00B7035	5032B7019	5032B7029
1-1/2	270 (127)	5X00B8035	5X00B8036	5032B8019	5032B8029

NOTE: For BSPP threads, add the letter "C" in front of the part number.



REPLACEMENT FILTER ELEMENT KITS

Element Type	Kit Number
0.3 μm Standard bowl (Std element).....	R-A114-112
0.3 μm Extended bowl.....	R-A114-113

HIGH-CAPACITY Coalescing Filters

Ports: 1-1/4 & 1-1/2
Flow to 465 scfm



FEATURES:

- Inline mounting.
- 0.3- μm -rated coalescing filter element.
- Differential pressure gauge.
- Metal bowl.
- Optional extended bowl with higher capacity filter element for greater air flow.
- NPTF port threads; optional SAE or BSPP threads.

APPLICATION NOTE: A general purpose filter must be installed ahead of a coalescing filter to ensure good performance and to extend the life of the coalescing element

STANDARD SPECIFICATIONS

Ambient/Media Temperature:
40° to 175°F (4° to 79°C).

Body: Aluminum.

Bowl: 123-ounce (3.7-liter) capacity aluminum bowl. Optional 233-ounce (7-liter) extended aluminum bowl has higher flow filter element.

Bowl Drain: Internal automatic drain; optional manual drain.

Differential Pressure Gauge: R-106-35.

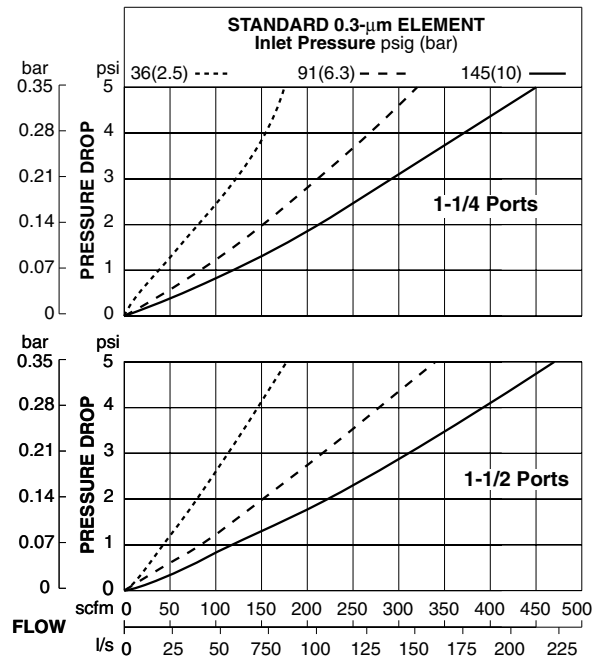
Filter Element: 0.3- μm -rated borosilicate-glass-fiber coalescing element; optional 0.01- μm -rated element.

Fluid Media: Compressed air.

Inlet Pressure: 15 psig (1 bar) minimum with automatic drain. 200 psig (14 bar) maximum.

Seals: Nitrile.

V-Band: Stainless steel.



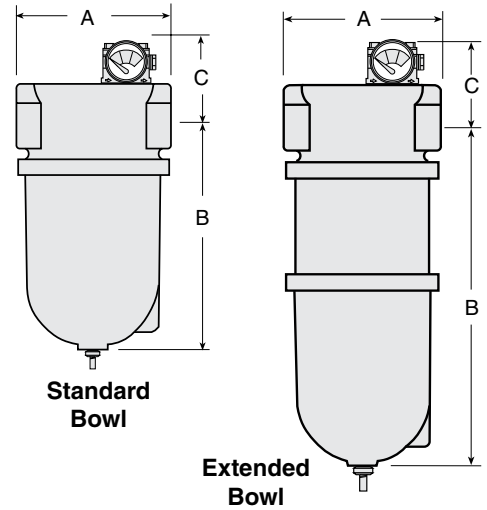
HIGH-CAPACITY Coalescing Filters

Ports: 1-1/4 & 1-1/2

Flow to 465 scfm

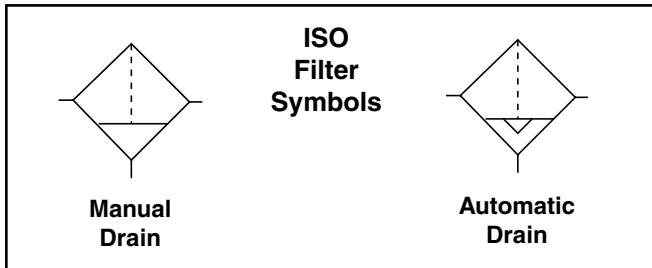
DIMENSIONS inches (mm)

Bowl	A	B	C	Depth	Weight lb (kg)
Standard	7.8 (197)	15 (381)	3.9 (99)	7.8 (197)	14.6 (6.6)
Extended	7.8 (197)	22 (559)	3.9 (99)	7.8 (197)	19.7 (8.9)



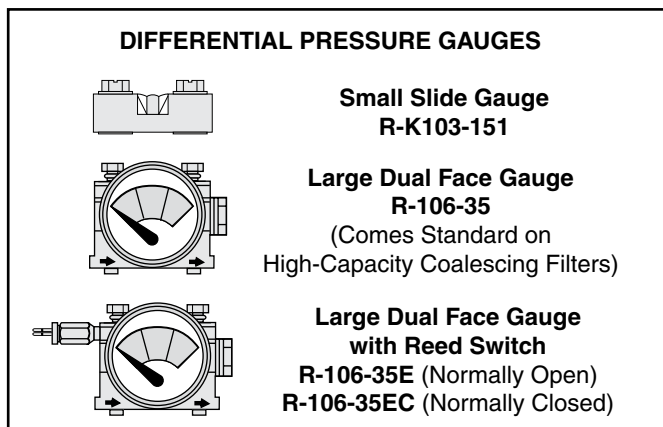
Port Size	Air Flow scfm (l/s)	Manual Drain Metal Bowl	Automatic Drain Metal Bowl	Manual Drain Extended Bowl
1-1/4	320 (151)	5032B7018	5X00B7019	5032B7028
1-1/2	345 (162)	5032B8018	5X00B8008	5032B8028

NOTE: For BSPP threads, add the letter "C" in front of the part number.



REPLACEMENT FILTER ELEMENT KITS

Element Type	Kit Number
0.3 µm Standard bowl (Std element).....	952K77
0.3 µm Extended bowl.....	953K77



HIGH-CAPACITY Coalescing Filters

Ports: 2 Inch

Flow to 840 scfm



FEATURES:

- Inline mounting.
- 0.3- μ m-rated coalescing filter element.
- Differential pressure gauge.
- Metal bowl.
- NPTF port threads; optional SAE or BSPP threads.

APPLICATION NOTE: A general purpose filter must be installed ahead of a coalescing filter to ensure good performance and to extend the life of the coalescing element

STANDARD SPECIFICATIONS

Ambient/Media Temperature:
40° to 175°F (4° to 79°C).

Body: Aluminum.

Bowl: 233-ounce (7-liter) capacity aluminum bowl.

Bowl Drain: Internal automatic drain or manual drain available.

Differential Pressure Gauge: Large R-106-35.

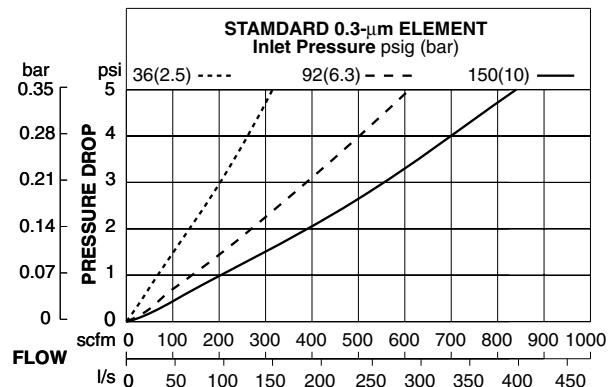
Filter Element: 0.3- μ m-rated borosilicate-glass-fiber coalescing element.

Fluid Media: Compressed air.

Inlet Pressure: 15 psig (1 bar) minimum with automatic drain. 200 psig (14 bar) maximum.

Seals: Nitrile.

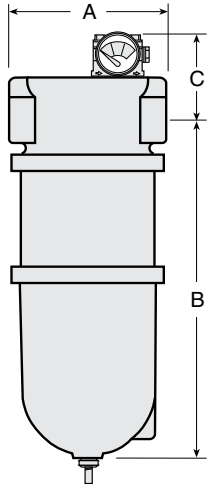
V-Band: Stainless steel.



HIGH-CAPACITY Coalescing Filters

Ports: 2 Inch

Flow to 840 scfm



DIMENSIONS inches (cm)

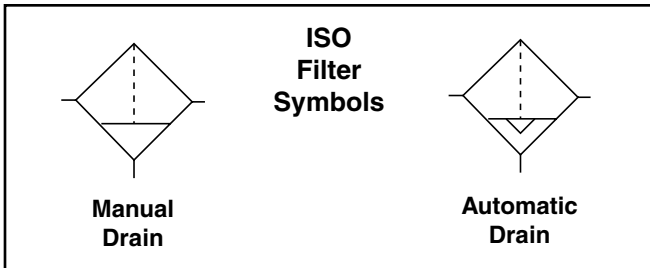
A	B	C	Depth	Weight lb (kg)
7.8 (197)	22 (559)	3.9 (99)	7.8 (197)	19.7 (8.9)

Port Size	Flow Rate scfm (l/s)	Manual Drain	Automatic Drain
2	283	5032B9018	5X00B9009

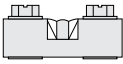
NOTE: For BSPP threads, add the letter "C" in front of the part number.

REPLACEMENT FILTER ELEMENT KITS


Element Rating	Kit Number
0.3 µm (Std element)	953K77



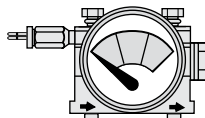
DIFFERENTIAL PRESSURE GAUGES



Small Slide Gauge
R-K103-151



Large Dual Face Gauge
R-106-35



**Large Dual Face Gauge
with Reed Switch**
R-106-35E (Normally Open)
R-106-35EC (Normally Closed)

MD4™ Modular Oil Vapor Removal (Adsorbing) Filters

Ports: 3/8, 1/2, 3/4
Flow to 165 scfm



The adsorbing filter is designed to remove vapors from the air line that cannot be removed by a coalescing filter. It produces air free of oil and hydrocarbons as required by industries such as food processing, electronics, and instrumentation. An adsorbing filter preceded by a coalescing filter and a general purpose filter is recognized as a *Clean Air Package* as shown on pages 46-47.

FEATURES:

- Modular or inline mounting.
- Filter cartridge contains activated carbon.
- Polycarbonate plastic bowl with steel shatterguard; optional aluminum bowl. Optional extended aluminum bowl with higher flow filter cartridge.
- Manual drain.
- NPTF port threads; optional SAE or BSPP threads.

STANDARD SPECIFICATIONS

Ambient/Media Temperature:

Plastic bowl: 40° to 125°F (4° to 52°C).

Metal bowl: 40° to 175°F (4° to 79°C).

Body: Zinc.

Bowl: 9-ounce (270-ml) capacity polycarbonate plastic with steel shatterguard; optional aluminum bowl. Optional 15-ounce (450-ml) extended aluminum bowl includes a higher capacity adsorbing cartridge.

Bowl Drain: Manual.

Bowl Ring: Nylon.

Cap Color: Gold. Gray, yellow, red, and blue optional.

Filter Cartridge: Activated carbon with urethane seals.

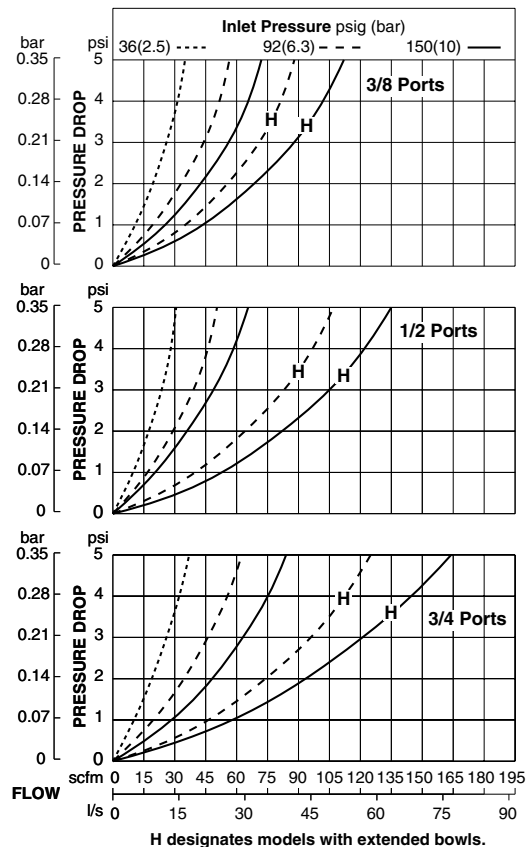
Fluid Media: Compressed air.

Inlet Pressure:

Plastic bowl: 150 psig (10 bar) maximum.

Metal bowl: 200 psig (14 bar) maximum.

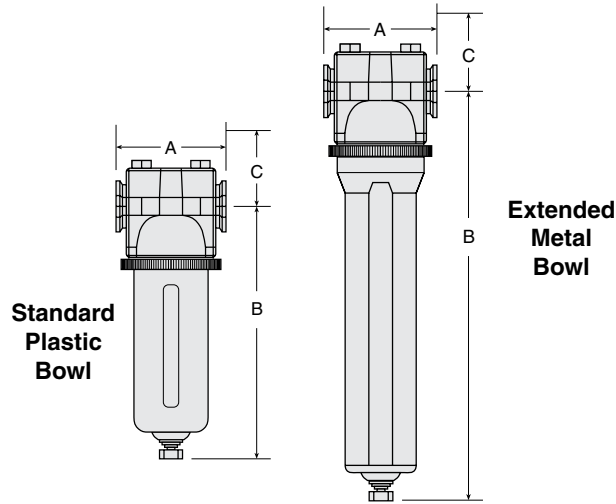
Seals: Nitrile.



H designates models with extended bowls.

MD4™ Modular Oil Vapor Removal (Adsorbing) Filters

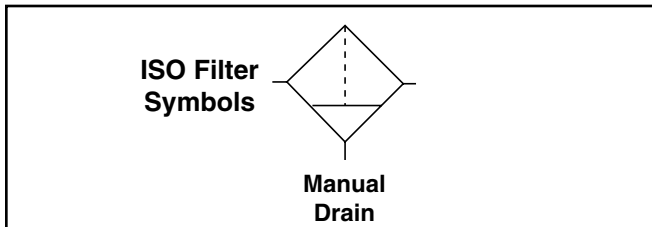
Ports: 3/8, 1/2, 3/4
Flow to 165 scfm



DIMENSIONS inches (mm)

Bowl	A	B †	C	Depth	Weight lb (kg)
Polycarbonate	3.5 (88)	7.7 (195)	1.1 (28)	2.9 (73)	2.13 (0.97)
9-ounce Metal	3.5 (88)	7.6 (193)	1.1 (28)	3.1 (79)	2.13 (0.97)
Extended Metal	3.5 (88)	11.2 (284)	1.1 (28)	3.1 (79)	2.31 (1.05)

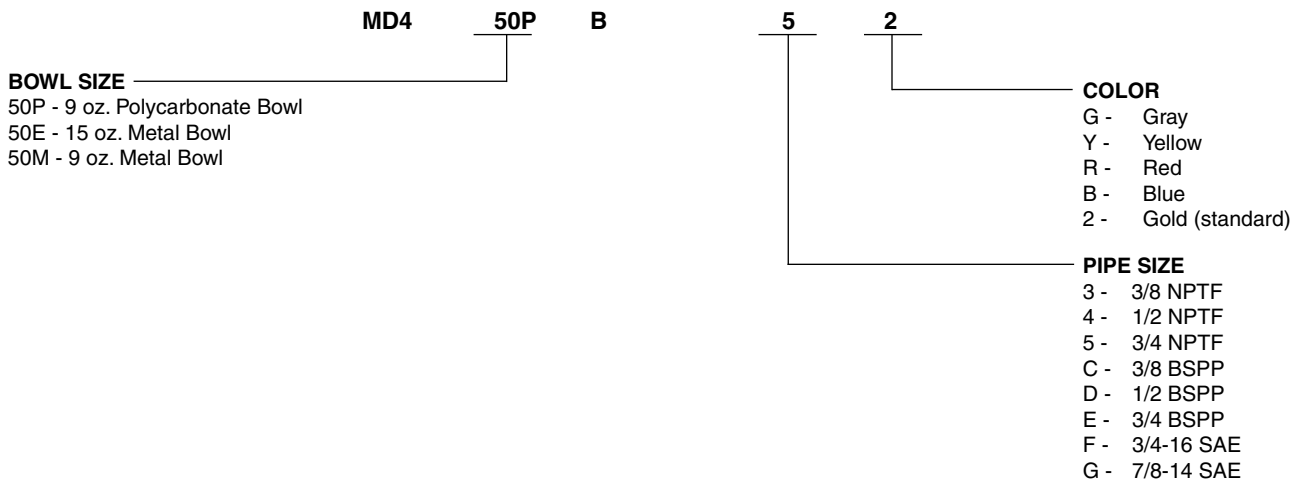
† Bowl removal clearance: add 3.1 (79) for 9-ounce bowl; 6.1 (155) for extended bowl.



REPLACEMENT FILTER ELEMENT KITS

Bowl Size	Kit Number
Standard (Std element)	R-A115-117E9
Extended	R-A115-118E9

ORDERING INFORMATION



MD4™ Modular Clean Air Package

Ports: 3/8, 1/2, 3/4



The general purpose filter in this assembly removes gross contaminants, while the coalescing filter removes oil mists, aerosols, and minute particles. Finally, the adsorbing filter effectively eliminates odors from Freons, alcohols, esters, ketones, and up to 99% of most hydrocarbons.

STANDARD SPECIFICATIONS

Ambient/Media Temperature:

Plastic bowls: 40° to 125°F (4° to 52°C).

Metal bowls: 40° to 175°F (4° to 79°C).

Bowls: 9-ounce (270-ml) capacity polycarbonate plastic bowls with steel shatterguards. Optional aluminum bowls; clear nylon sight glasses on general purpose and coalescing units. Optional 15-ounce (450-ml) extended aluminum bowls with higher flow elements for coalescing and adsorbing filters.

Cap Color: Gold. Gray, yellow, red, blue optional.

Filter Drains: Internal automatic drains for general purpose and coalescing filters; manual drain for adsorbing filter.

Filter Elements:

General Purpose: 5- μ m-rated polyethylene.

Coalescing: 0.3- μ m-rated borosilicate glass-fiber; optional 0.01- μ m-rated element.

Adsorbing: Activated carbon with urethane seals.

Fluid Media: Compressed air.

Inlet Pressure: 15 psig (1 bar) minimum with automatic drain.

Plastic bowls: 150 psig (10 bar) maximum.

Metal bowls: 200 psig (14 bar) maximum.

FEATURES:

- General purpose filter with 5- μ m-rated polyethylene filter element.
- Coalescing filter with 0.3- μ m-rated coalescing element; optional 0.01- μ m element.
- Adsorbing filter with activated carbon element.
- Modular or inline mounting.
- Polycarbonate plastic bowls with steel shatterguards; optional metal bowls.
- Optional extended metal bowls for coalescing and adsorbing filters include higher flow filter elements.
- Internal automatic drains for general purpose and coalescing filters. Manual drain for adsorbing filter.
- Differential pressure gauge on coalescing filter to indicate when element needs changing.
- NPTF port threads; optional SAE or BSPP threads.

AIR FLOW and CONSTRUCTION DATA

See *Flow Charts* and *Specifications* for individual assembly components on preceding pages.

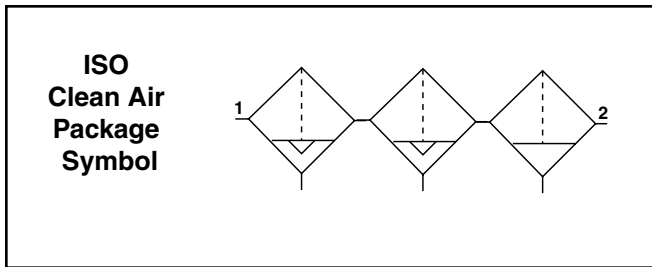
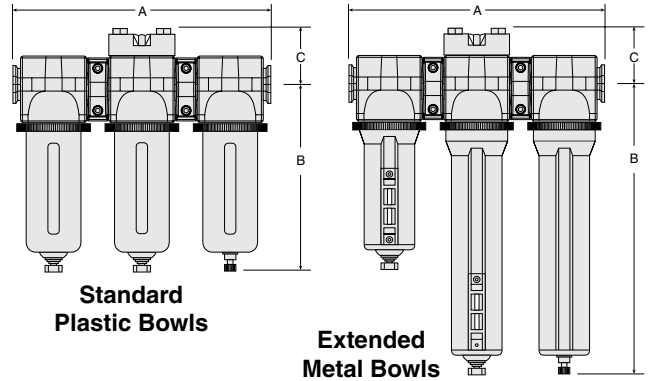
MD4™ Modular Clean Air Package

Ports: 3/8, 1/2, 3/4

DIMENSIONS inches (mm)

Bowls	A	B †	C	Depth	Weight lb (kg)
Standard	10.9 (276)	7.7 (195)	2.2 (55)	2.9 (73)	6.63 (3.01)
Extended	10.9 (276)	11.2 (284)	2.2 (55)	2.9 (73)	7.00 (3.18)

† Bowl removal clearance: add 3.4 (86) for 9-ounce bowl;
6.1 (155) for extended bowl.



REPLACEMENT FILTER ELEMENT KITS

Element Type	Kit Number
<i>General Purpose</i>	
5-µm (Std element)	R-A115-106PE5
<i>Coalescing:</i>	
0.3 µm Standard bowl (Std element)	R-A115-117
0.3 µm Extended bowl	R-A115-118
0.01 µm Standard bowl.....	R-A115-117E8
0.01 µm Extended bowl	R-A115-118E8
<i>Adsorbing:</i>	
Standard bowl (Std cartridge).....	R-A115-117E9
Extended bowl	R-A115-118E9

ORDERING INFORMATION

MD4 CAP 1

BOWL SIZE 1 - Three 9 oz. Polycarbonate Bowl
2 - Three 9 oz. Metal Bowl
3 - One 9 oz. and Two 15 oz. Metal Bowl

COALESCING FILTER ELEMENT TYPE A - .3 Micron (standard)
B - .01 Micron

DRAIN TYPES 1 - Manual
2 - Internal Automatic (not available on adsorber)

A **B** 1 5 2 **L** -

Add on L-O-X® - optional
1 - Yellow
2 - Gold
Blank - No L-O-X®

GAUGE
A - No Gauge
L - Large Gauge
S - Small Gauge
E - Large Gauge with Normally Open Reed Switch
C - Large Gauge with Normally Closed Reed Switch
*See page 25 for gauge options.

COLOR
G - Gray
Y - Yellow
R - Red
B - Blue
2 - Gold (standard)

PIPE SIZE
3 - 3/8 NPTF
4 - 1/2 NPTF
5 - 3/4 NPTF
C - 3/8 BSPP
D - 1/2 BSPP
E - 3/4 BSPP
F - 3/4-16 SAE
G - 7/8-14 SAE



SILENCERS/RECLASSIFIERS

Ports: 1/2 to 1



1/2 Model

3/4 & 1 Model

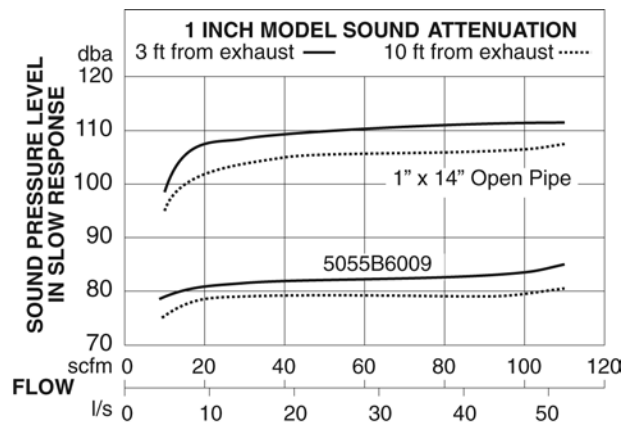
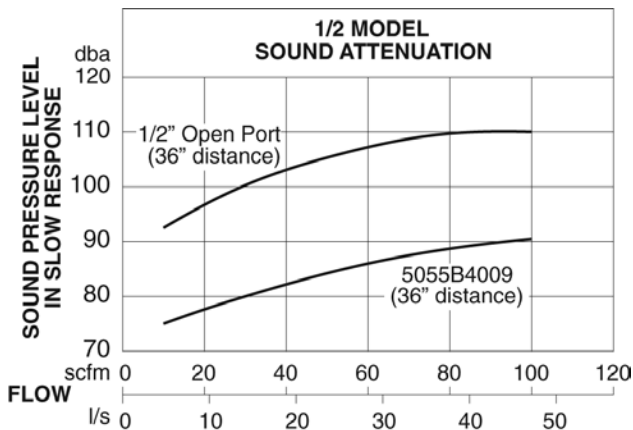
Silencer/reclassifiers are integral silencer and oil separation devices. When installed at the exhaust ports of pneumatic valves they reduce exhaust noise and capture lubricants contained in the exhausting air. They are used on valve-cylinder applications and on air tools with piped exhausts.

FEATURES:

- Exhaust noise is reduced to 80 to 85 dba under standard steady-state test conditions.
- Peak impact noise is reduced to 106 to 108 dba.
- Both a drain cock and a 1/8 tube fitting are supplied for the manual or automatic draining of accumulated liquids.
- NPTF port threads; optional BSPP threads.

SOUND ATTENUATION DATA

Constant-flow tests were conducted in a 14' x 22' room with a 14' ceiling. Sound pressure levels were recorded using a B & K precision impulse sound meter (model 22045), a 1-inch microphone (DB0375), a flexible extension rod (UA0196), and a random incidence corrector (UA0055). Test system as mounted on the 14-foot wall with exhaust port 4 feet from the 14-foot wall.



See back pressure performance data on the facing page.

STANDARD SPECIFICATIONS

Ambient/Media Temperature: 40° to 175°F (4° to 79°C).

Bowl: Polycarbonate plastic.

Element: Sintered bronze.

Fluid Media: Compressed air.

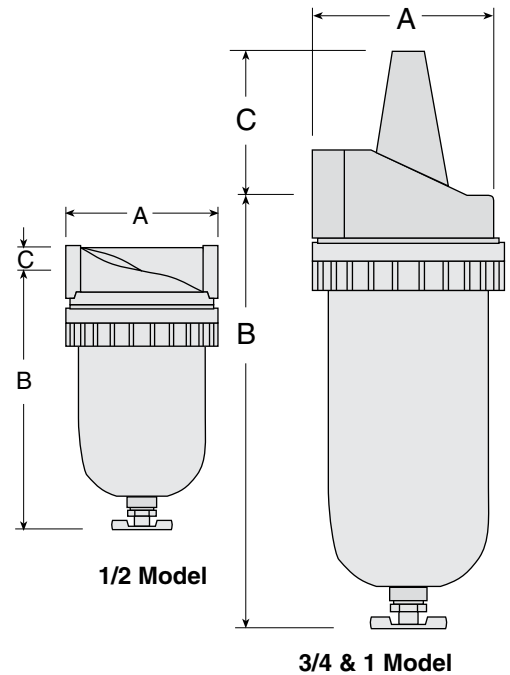
Inlet Pressure: 5 to 150 psig (0.3 to 10 bar) maximum.

SILENCERS/RECLASSIFIERS

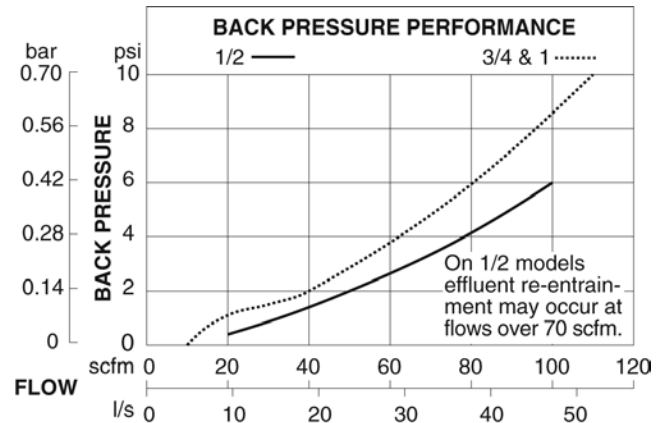
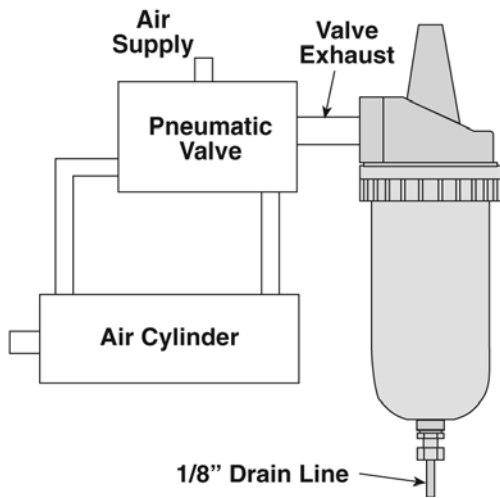
Ports: 1/2 to 1

DIMENSIONS inches (mm)

Port Size	Model Number	A	B	C	Depth	Weight lb (kg)
1/2	5055B4009	3.5 (89)	5.5 (140)	0.7 (18)	3.5 (89)	1.3 (0.59)
3/4	5055B5009	4.2 (107)	8.4 (213)	2.7 (69)	4.2 (107)	2.8 (1.27)
1	5055B6009	4.2 (107)	8.4 (213)	2.7 (69)	4.2 (107)	2.8 (1.27)



TYPICAL INSTALLATION IN A VALVE-CYLINDER CIRCUIT



Pipe Size	Model Numbers
1/2	5055B4009
3/4	5055B5009
1	5055B6009

NOTE: For BSPP threads, add the letter "C" in front of the part number.

REPLACEMENT FILTER ELEMENT KITS & BOWLS

Element Type	Kit Number
1/2 Model Standard 20 Micron	940K77
3/4-1 Model Standard 100 Micron	981K77
1/2 Model Bowl Kit	982K77
3/4-1 Model Bowl Kit	983K77



PRESSURE REGULATOR Instructional Information

ROSS regulators are made in a wide range of sizes to suit nearly all industrial requirements for pneumatic pressure regulation. Good pressure regulation is essential to the efficient use of pneumatic equipment. A compressor may supply air at 150 psig, but most of the equipment will operate best at lower pressures. A cylinder, for example, may develop sufficient force for its purpose with 50-psig air. Remember that compressed air is costly, so using higher air pressure than necessary is wasteful, and may also shorten the life of the cylinder. A general purpose pressure regulator is the answer for greater economy and efficiency.



Regulators are of two basic designs. Piston design provides highest air flow; diaphragm design provides high sensitivity and quick response. All regulators are self-relieving, but a non-relieving option is available. A pressure gauge is standard, and gauge ports are at the front and the rear of each unit.

In addition there are precision regulators in all port sizes for applications demanding extra precision in the regulation of air pressure, plus regulators for remote piloting.

MODULAR or INLINE MOUNTING

Regulators are connected to filters or lubricators by special modular connectors which seal the faces between units. They may also be inline mounted with pipe nipples. MINIATURE and HIGH-CAPACITY regulators are inline mounted only.

BANTAM REGULATORS

Port sizes 1/8 and 1/4 or fittings for tubing up to 10 mm. Modular units have durable plastic, corrosion-resistant bodies. A non-relieving version can be used with water, oil, and many other liquids.

MINIATURE REGULATORS

Port sizes 1/8, 1/4. Aluminum-bodied units for inline mounting. Same performance characteristics as the BANTAM models. Brass or stainless steel bodies, and water pressure models are also available.

MINIATURE regulators are available to provide outstanding pressure control at relatively low cost. A large diaphragm area gives high sensitivity, and a small valve seat gives greater precision and little variation in outlet pressure from fluctuations in supply pressure. With an inlet pressure of 100 psig (7 bar), repeatability is within 1/4 psig. Regulated pressure range is 0–60 psig (0–4.1 bar). Optional springs allow other pressure ranges.

MID-SIZE REGULATORS

Port sizes 1/4, 3/8, 1/2. Modular units in a balanced-valve, piston design with very quick response for fast-cycling valves and cylinders. Two sub-series: models with durable plastic dome, and models with high-strength metal dome for more severe environments. Regulation performance is essentially the same.

FULL-SIZE REGULATORS

Port sizes 1/4 to 3/4. Modular units with diaphragm design for sensitivity and accurate pressure regulation. An adjustment-locking key to impede tampering is standard.

PRESSURE REGULATOR Instructional Information

FULL-SIZE Diaphragm Regulators are also available. They were developed to give superior torque control with pneumatic tools. However, they are well suited to many other applications because of their ability to regulate very high air flows with great precision. They will hold regulated pressure within 3 psig (0.2 bar) and repeatability is within 0.5 psig (0.034 bar). For torque control and applications that cannot tolerate over-pressurization, regulated pressure can be limited to 85 psig (5.9 bar). Air from a constant bleed, which is important to the precision of these units, is normally inaudible.

HIGH-CAPACITY REGULATORS

Port sizes 3/4 to 1-1/2. Inline mounting and piston design are featured in these high air-flow models. An adjustment-locking key to impede tampering is standard.

HIGH-CAPACITY Regulators are also of diaphragm design and have essentially the same precise operating characteristics as the FULL-SIZE precision regulators described above. Their larger port sizes, however, make them the choice for very high air-flow applications.

REMOTE PILOT REGULATORS

Regulators with remote pilots operate as precisely as the remote pilot regulators used. A 1/4 inch pilot regulator (or precision model) provides an accurately controlled air spring for excellent regulation. The pilot control regulator can be installed at a distance from the main regulator for convenience in making adjustments.



FULL-SIZE Regulators are of diaphragm design for high sensitivity. They provide air flow up to 160 scfm (75 l/s) in applications where low pressure drop and/or remote adjusting are desired.

HIGH-CAPACITY Regulators are of diaphragm design, and provide air flow up to 600 scfm (284 l/s).

HIGH-CAPACITY Regulators provide air flow up to 1000 scfm (474 l/s). For fast response, good sensitivity, and long service life they employ a piston traveling in a hard-anodized, Teflon-impregnated, metal cylinder. A high-flow, self-relieving valve is built into the main regulator.

RELIEF VALVES

Relief valves are set for a desired maximum system pressure and inserted in a tee downstream of regulated pressure to prevent over-pressurization of the system beyond the relief valve setting. Relief valves are adjustable from 1 to 125 psig (0.07 to 8.6 bar). Optional springs are available for other pressure ranges. If pressure exceeds the relief valve setting it will dump system air to atmosphere or to a valve to provide a warning signal.



Port sizes 1/8 and 1/4. A pressure gauge is standard equipment.

REVERSE FLOW REGULATOR

ROSS reverse-flow regulators provide regulated pressure control from in-to-out, and quick exhausting from out-to-in. When the inlet side of the regulator is exhausted, the regulator piston or diaphragm snaps open to allow the immediate exhaust of secondary pressure.

PRECISION REGULATORS

Provide improved torque control for pneumatic tools; diaphragm type. Pressure settings held within 3 psig (0.2 bar).



BANTAM Modular General Purpose Regulators

Ports: 1/8, 1/4, 3/8
Flow to 23 scfm



FEATURES:

- Modular assembly and mounting.
- Threaded ports or quick-connect fittings for tubing up to 10 mm in diameter.
- Piston-type or diaphragm-type.
- Self-relieving; non-relieving optional.
- Pressure gauge.
- NPTF port threads; optional BSPP threads or fittings for tubing up to 10 mm.
- Adjusting knob is removable for tamper resistance.

STANDARD SPECIFICATIONS

Ambient/Media Temperature: 40° to 125°F (4° to 52°C).

Body: Acetal.

Dome and Knob: Acetal

Fluid Media: Compressed air.

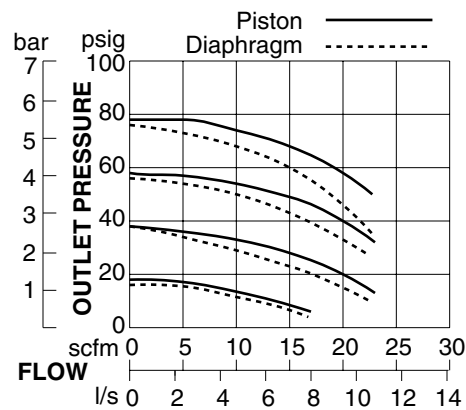
Inlet Pressure: 150 psig (10 bar) maximum.

Outlet Pressure: Adjustable up to 100 psig (7 bar).

Pressure Gauge: 0 to 160 psig (10.3 bar); 1/8 gauge ports front and rear.

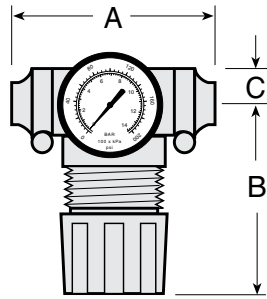
Panel Mounting: 1-3/16 inch (30 mm) hole required.

Seals: Nitrile.



BANTAM Modular General Purpose Regulators

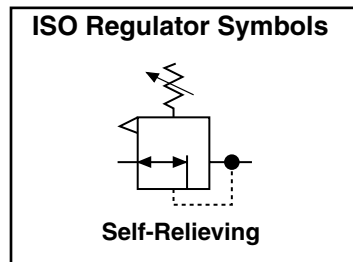
Ports: 1/8, 1/4, 3/8
Flow to 23 scfm



DIMENSIONS inches (mm)

Ports	A	B	C	Depth †	Weight † lb (kg)
No Port	1.7 (43)	2.6 (67)	0.5 (13)	1.8 (45)	0.21 (0.09)
1/8, 1/4	3.0 (76)	3.0 (76)	0.5 (13)	1.8 (45)	0.43 (0.19)
Models below have quick-connect fittings for tubing.					
1/4	3.4 (86)	2.6 (66)	0.5 (13)	1.8 (45)	0.21 (0.09)
3/8	3.9 (99)	2.6 (66)	0.5 (13)	1.8 (45)	0.21 (0.09)
4 mm	3.4 (86)	2.6 (67)	0.5 (13)	1.8 (45)	0.41 (0.18)
6 mm	3.4 (86)	2.6 (67)	0.5 (13)	1.8 (45)	0.41 (0.18)
8 mm	3.1 (79)	2.6 (67)	0.5 (13)	1.8 (45)	0.41 (0.18)
10 mm	3.9 (99)	2.6 (67)	0.5 (13)	1.8 (45)	0.41 (0.18)

† Less gauge.



Port Size	Regulated Pressure* psig (bar)	Piston Type Models		Diaphragm Type Models	
		Pipe Ports	Tube Fittings	Pipe Ports	Tube Fittings
1/8	0-100 (7)	5B01C0010	—	5B01C0020	—
1/4	0-100 (7)	5B02C0010	5B03C0010	5B02C0020	5B03C0020
3/8	0-100 (7)	—	5B04C0010	—	5B04C0020
4mm	0-100 (7)	—	5B05C0010	—	5B05C0020
6mm	0-100 (7)	—	5B06C0010	—	5B06C0020
8mm	0-100 (7)	—	5B07C0010	—	5B07C0020
10mm	0-100 (7)	—	5B08C0010	—	5B08C0020

*For other regulated pressure ranges, change the next to last digit in the model number as indicated below:

0-50 psig (3.4 bar): Piston type: Change 1 to 3 Diaphragm type: Change 2 to 4
0-125 psig (8.5 bar): Piston type: Change 1 to 5 Diaphragm type: Change 2 to 6

NOTE: For BSPP threads, add the letter "C" in front of the part number.



MINIATURE Regulators & Relief Valves

Ports: 1/8 & 1/4
Flow to 40 scfm



FEATURES:

- Inline mounting.
- Piston-type or diaphragm-type.
- Self-relieving; non-relieving optional.
- Pressure gauge.
- NPTF port threads; optional BSP threads.
- Adjusting knobs are removable making the regulators tamper-resistant.

STANDARD SPECIFICATIONS

Ambient/Media Temperature: 40° to 125°F (4° to 52°C).

Body: Aluminum.

Dome and Knob: Acetal.

Fluid Media: Compressed air.

Inlet Pressure: 300 psig (21 bar) maximum.

Outlet Pressure: Adjustable up to 100 psig (7 bar).

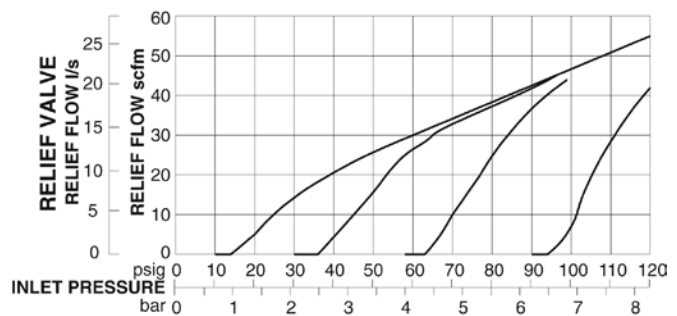
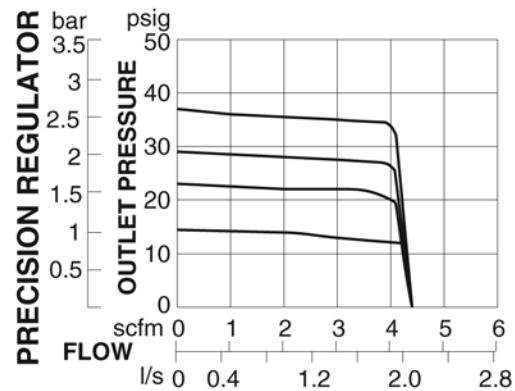
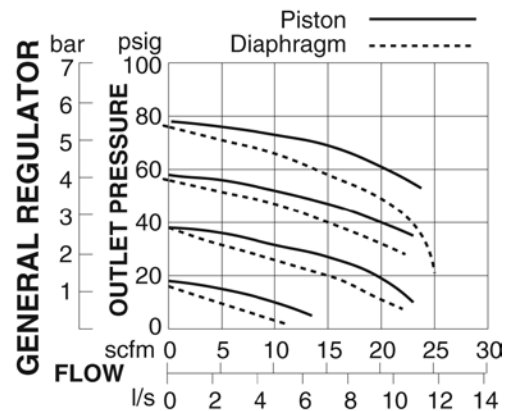
Pressure Gauge: 0 to 160 psig (10.3 bar); 1/8 NPT gauge ports front and rear.

Panel Mounting: 1-3/16 inch (30 mm) hole required.

Seals: Nitrile.

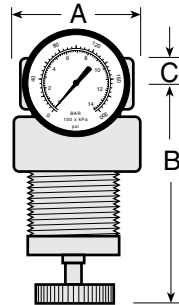
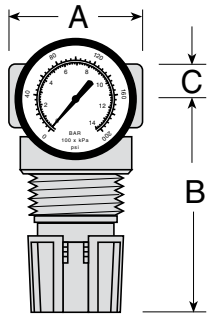
Precision Regulators have a small valve seat and a large diaphragm area, a combination that allows greater precision, sensitivity, adjustment resolution, and less variation in regulated pressure.

Relief Valves have maximum relief flows of 10 to 20 scfm (4.7 to 9.4 l/s). For models with increased sensitivity at lower pressure, consult ROSS.



MINIATURE Regulators & Relief Valves

Ports: 1/8 & 1/4
Flow to 40 scfm



DIMENSIONS inches (mm)

A	B	C	Depth †	Weight † lb (kg)
1.6 (41)	2.6 (65)	0.4 (10)	1.6 (41)	0.24 (0.11)

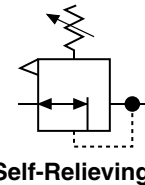
† Less gauge.

DIMENSIONS inches (mm)

A	B	C	Depth †	Weight † lb (kg)
1.8 (44)	3.4 (86)	0.4 (10)	1.8 (44)	0.38 (0.16)

† Less gauge.

ISO Regulator Symbols



Self-Relieving

Port Size	Service	Flow Rating** scfm (l/s)	Regulated Pressure psig (bar)	Piston Type Models	Diaphragm Type Models
1/8	General	20 (9.4)	0-50 (3.4)	5212C1004	5212C1005
	General	20 (9.4)	0-100 (7)	5211C1004	5211C1005
	General	20 (9.4)	0-125 (8.5)	5213C1004	5213C1005
	Precision*	4 (1.8)	0-50 (3.4)*	—	5212C1006
	Relief	40 (18)	1-140 (9.7)	—	5210B1001
	Relief	40 (18)	1-15 (1.0)	—	5210B1002
	Relief	40 (18)	1-30 (2.0)	—	5210B1003
	Relief	40 (18)	1-50 (3.4)	—	5210B1004
1/4	General	20 (9.4)	0-50 (3.4)	5212C2004	5212C2005
	General	20 (9.4)	0-100 (7)	5211C2004	5211C2005
	General	20 (9.4)	0-125 (8.5)	5213C2004	5213C2005
	Precision*	4 (1.8)	0-50 (3.4)*	—	5212C2006
	Relief	40 (18)	1-140 (9.7)	—	5210B2001
	Relief	40 (18)	1-15 (1.0)	—	5210B2002
	Relief	40 (18)	1-30 (2.0)	—	5210B2003
	Relief	40 (18)	1-50 (3.4)	—	5210B2004

* For 0-5, 0-10, 0-20, and 0-60 psig ranges, please consult ROSS.

** For comparison with filters and lubricators.

NOTE: For BSPP threads, add the letter "C" in front of the part number.



MID-SIZE Regulators

Ports: 1/4, 3/8, 1/2
Flow to 100 scfm



FEATURES:

- Modular or inline mounting.
- Piston-type design.
- Self-relieving; non-relieving optional.
- Pressure gauge.
- NPTF port threads; optional SAE or BSPP threads.
- Adjustment knob is removable for tamper-resistance.

Reverse-Flow Regulators are also available. They provide regulated in-to-out pressure control, plus quick exhausting from out-to-in. Used for downstream pressure regulation of weld guns and other applications requiring quick exhausting through the regulator. Available with adjustment knob or T-handle.

STANDARD SPECIFICATIONS

Ambient/Media Temperature:
40° to 125°F (4° to 52°C).

Body: Zinc.

Cap: Nylon.

Dome and Knob: Acetal.

Fluid Media: Compressed air.

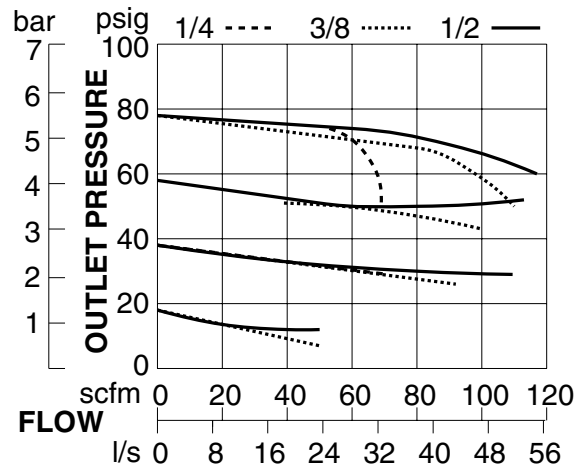
Inlet Pressure: 250 psig (17 bar) maximum.

Outlet Pressure: Adjustable up to 100 psig (7 bar).

Pressure Gauge: 0 to 200 psig (14 bar); 1/4 NPT gauge ports front and rear.

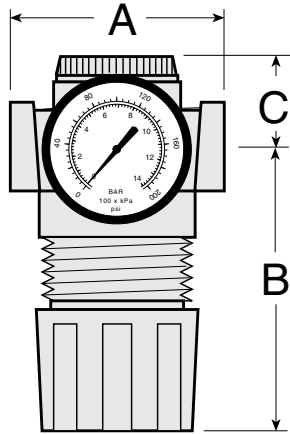
Panel Mounting: 1-9/16 inch (40 mm) hole required.

Seals: Nitrile.



MID-SIZE Regulators

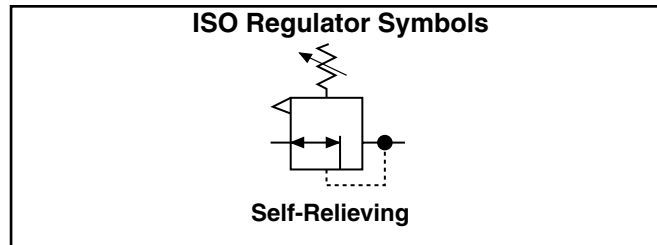
Ports: 1/4, 3/8, 1/2
Flow to 100 scfm



DIMENSIONS inches (mm)

A	B	C	Depth †	Weight † lb (kg)
2.7 (68)	3.3 (83)	1.3 (33)	2.1 (52)	1.0 (0.46)

† Less gauge.



REGULATORS — General Purpose

Port Size	Flow Rating* scfm (l/s)	0-50 psig (0-3.4 bar)	0-100 psig (0-6.9 bar)	0-150 psig (0-10 bar)
1/4	45 (21)	5212B2015	5211B2015	5213B2015
3/8	65 (31)	5212B3015	5211B3015	5213B3015
1/2	75 (35)	5212B4015	5211B4015	5213B4015

REGULATORS — Reverse Flow; Regulated Pressure Range 0-100 psig (0-6.9 bar)

Port Size	Flow Rating* scfm (l/s)	Knob Adjustment	T-Handle Adjustment
1/4	65 (31)	5X00B2035	5X00B2039
3/8	65 (31)	5X00B3024	5X00B3021
1/2	75 (35)	5X00B4023	5X00B4041

* For comparison with filters and lubricators.

NOTE: For BSPP threads, add the letter "C" in front of the part number.



FULL-SIZE Regulators

Ports: 1/4, 3/8, 1/2, 3/4
Flow to 155 scfm



FEATURES:

- Modular or inline mounting.
- Diaphragm-type design.
- Self-relieving; non-relieving optional.
- Pressure gauge.
- Pressure adjustment locking key.
- NPTF port threads; optional SAE or BSPP threads.

STANDARD SPECIFICATIONS

Ambient/Media Temperature: 40° to 175°F (4° to 79°C).

Body: Zinc.

Dome: Nylon; aluminum with optional 0-175 psig spring.

Fluid Media: Compressed air.

Inlet Pressure: 300 psig (21 bar) maximum.

Knob: Acetal.

Outlet Pressure: Adjustable up to 125 psig (8.6 bar).

Pressure Adjustment Locking Key: Removable.

Pressure Gauge: 0 to 200 psig (14 bar); 1/4 NPT gauge ports front and rear.

Panel Mounting: 2-1/16 inch (52 mm) hole required.

Seals: Nitrile.

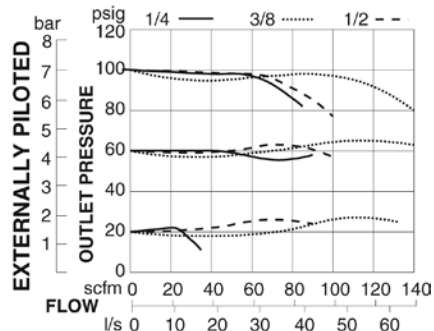
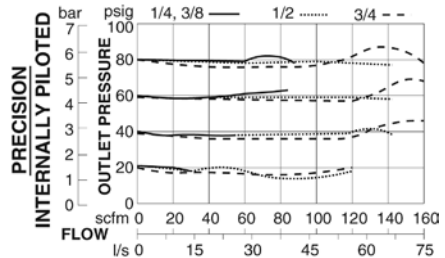
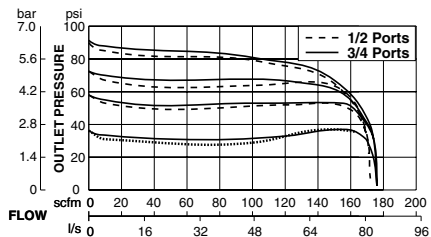
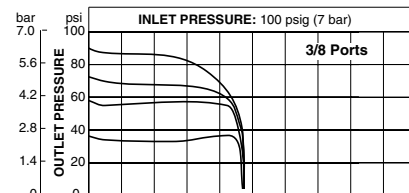
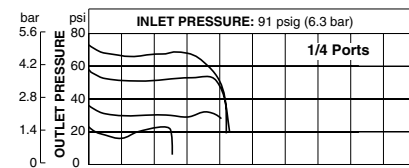
Valve: Brass.

Valve Cap: Nylon.

Precision Regulators provide improved torque control for pneumatic tools; diaphragm type. Pressure settings held within 3 psig (0.2 bar).

Remote Pilot Regulators use any small regulator to provide remote adjustment and to ensure accurate pressure control. Diaphragm type.

Reverse-Flow Regulators provide regulated in-to-out pressure control, plus quick exhausting from out-to-in. Used for applications, such as weld guns, requiring quick exhausting through the regulator.

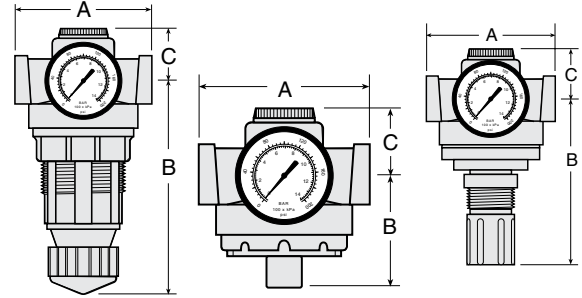


FULL-SIZE Regulators

Ports: 1/4, 3/8, 1/2, 3/4
Flow to 155 scfm

DIMENSIONS inches (mm)

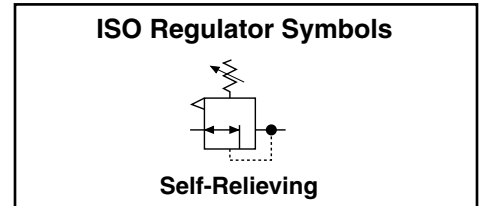
A	B *	C **	Depth †	Weight † lb (kg)
3.5 (89)	5.8 (146)	1.3 (33)	2.8 (71)	2.06 (0.92)
3.5 (89)	4.2 (106)	1.3 (33)	2.8 (71)	2.06 (0.92)



* Dome removal clearance: add 0.63 (16).

** Cap removal clearance: add 0.5 (13).

† Less gauge.



REGULATORS — General Purpose

Port Size	Flow Rating* scfm (l/s)	Regulated Pressure Range		
		0-50 psig (0-3.4 bar)	0-125 psig (0-8.6 bar)	0-175 psig (0-11.7 bar)
1/4	70 (33)	5212B2017	5211B2017	5213B2017
3/8	80 (37)	5212B3017	5211B3017	5213B3017
1/2	145 (68)	5212B4017	5211B4017	5213B4017
3/4	155 (73)	5212B5027	5211B5027	5213B5027

REGULATORS — Precision

Port Size	Flow Rating* scfm (l/s)	15-200 psig (1-14 bar)	15-250 psig (1-17 bar)
1/4	75 (35)	5213C2018	5214C2018
3/8	75 (35)	5213C3018	5214C3018
1/2	130 (61)	5213C4018	5214C4018
3/4	155 (73)	5213C5018	5214C5018

REGULATORS — Remote Pilot and Reverse-Flow

Port Size	Flow Rating* scfm (l/s)	Remote Pilot 0-200 psig (14 bar)	Reverse Flow 0-125 psig (1-17 bar) Knob	T-Handle
1/4	50 (25)	5211C2007		
1/4	50 (25)		5X00B2010	—
3/8	105 (50)	5211C3007		
3/8	105 (50)		5X00B3004	5X00B3012
1/2	130 (61)	5211C4007		
1/2	130 (61)		5X00B4004	5X00B4047
3/4	155 (73)	5211C5007		
3/4	155 (73)		5X00B5034	5X00B5044

*For comparison with filters and lubricators.

NOTE: For BSPP threads, add the letter "C" in front of the part number.



MD4™ Modular General Purpose Regulators

Ports: 3/8, 1/2, 3/4
Flow to 220 scfm



FEATURES:

- Modular or inline mounting. Modular mounting allows regulators to be positioned at increments of 45° for ease in adjustment.
- Self-relieving diaphragm design; large diaphragm sensing ratio; non-relieving optional.
- Reverse flow option available.
- Pressure adjustment locking key; tamper-resistant pressure setting.
- NPTF port threads; optional SAE or BSPP threads.
- Reverse flow - optional.

STANDARD SPECIFICATIONS

Ambient/Media Temperature: 40° to 175°F (4° to 79°C).

Body: Zinc.

Dome: Nylon; aluminum with optional 0-175 psig spring.

Cap Color: Gold. Gray, yellow, red, and blue optional.

Fluid Media: Compressed air.

Inlet Pressure: 300 psig (21 bar) maximum.

Knob: Acetal

Outlet Pressure: Adjustable up to 125 psig (8.6 bar); optional adjusting springs.

Pressure Adjustment Locking Key: Removable.

Pressure Gauge: 0 to 200 psig (14 bar); 1/4 NPT gauge ports front and rear.

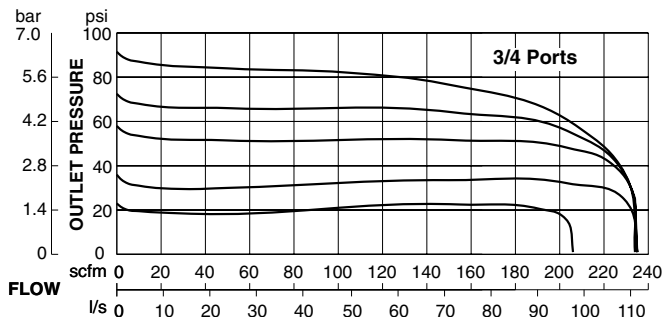
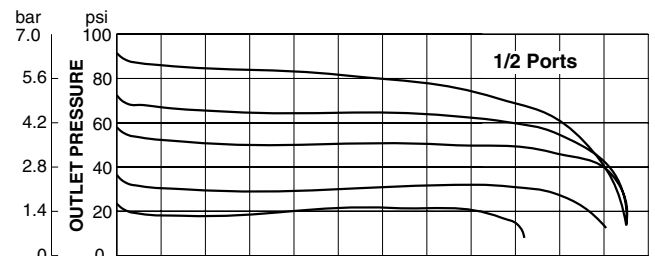
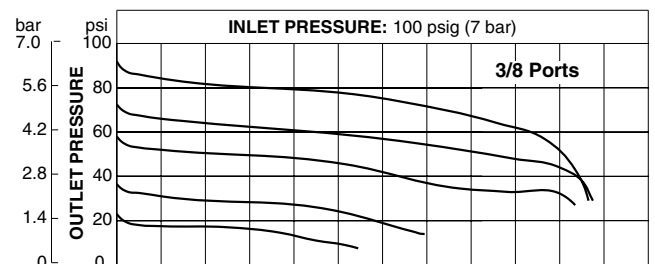
Panel Mounting: 2-1/16 inch (52 mm) hole required.

Seals: Nitrile.

Self-relieving: Non-relieving optional. Consult ROSS.

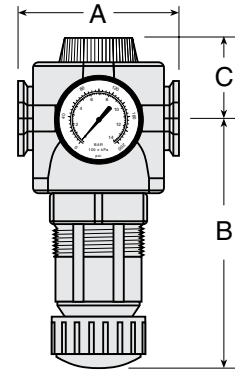
Valve: Brass.

Valve Cap: Nylon.



MD4™ Modular General Purpose Regulators

Ports: 3/8, 1/2, 3/4
Flow to 220 scfm



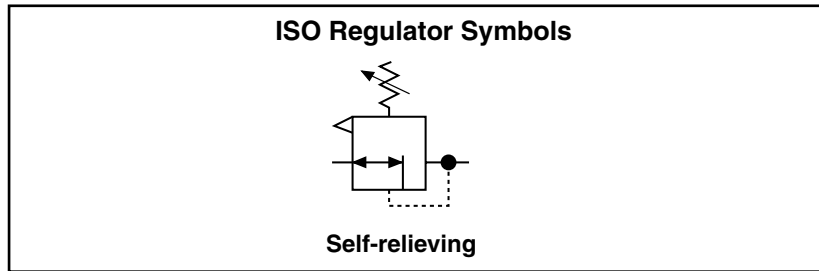
DIMENSIONS inches (mm)

A	B *	C **	Depth †	Weight † lb (kg)
3.5 (87)	5.6 (142)	1.6 (40)	2.9 (73)	2.56 (1.16)

* Dome removal clearance: add 0.625 (16).

** Cap removal clearance: add 0.50 (13).

† Less gauge.



ORDERING INFORMATION

MD4 52K B 5 B 5 2 B

ADJUSTMENT TYPE

52K - Knob (standard)
52T - Tee Handle

ADJUSTMENT RANGE

A - 0-175 psig (0-12 bar)
B - 0-125 psig (0-8.6 bar) (standard)
C - 0-50 psig (0-3.4 bar)
D - 0-20 psig (0-1.3 bar)

FLOW OPTIONS

R - Reverse Flow
S - Standard (standard)

GAUGE

A - No Gauge
B - (0-200 psig)
C - (0-60 psig)
D - No Gauge with Panel Mount Nut
E - (0-200 psig) Gauge with Panel Mount Nut
F - (0-60 psig) Gauge with Panel Mount Nut

COLOR

G - Gray
Y - Yellow
R - Red
B - Blue
2 - Gold (standard)

PIPE SIZE

3 - 3/8 NPTF
4 - 1/2 NPTF
5 - 3/4 NPTF
C - 3/8 BSPP
D - 1/2 BSPP
E - 3/4 BSPP
F - 3/4-16 SAE
G - 7/8-14 SAE



HIGH-CAPACITY Regulators

Ports: 3/4, 1, 1-1/4, 1-1/2
Flow to 800 scfm



FEATURES:

- Inline mounting.
- Piston-type design.
- Self-relieving; non-relieving optional.
- Pressure gauge.
- Pressure adjustment locking key.
- NPTF port threads; optional SAE or BSPP threads.

Reverse-flow regulators provide regulated in-to-out pressure control, plus quick exhausting from out-to-in. Used for applications, such as weld guns, requiring quick exhausting through the regulator. Piston type design.

STANDARD SPECIFICATIONS

Ambient/Media Temperature: 40° to 175°F (4° to 79°C).

Body: Aluminum.

Dome: Nylon; aluminum with optional 0-150 psig spring.

Fluid Media: Compressed air.

Inlet Pressure: 300 psig (21 bar) maximum.

Knob: Acetal

Outlet Pressure: Adjustable up to 100 psig (7 bar).

Pressure Adjustment Locking Key: Removable.

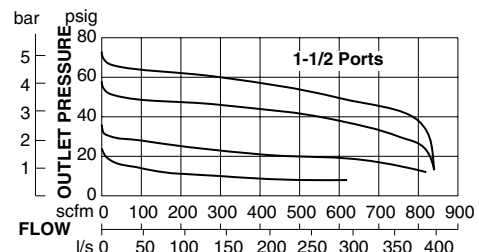
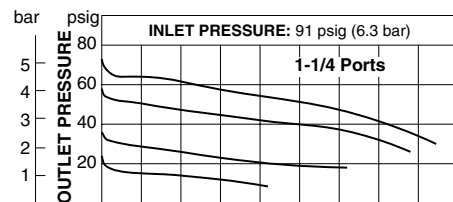
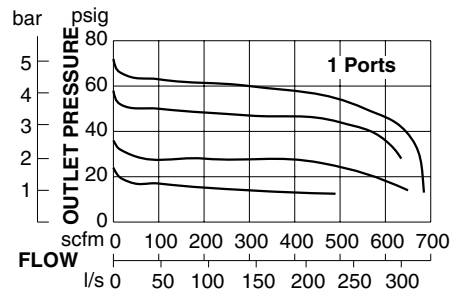
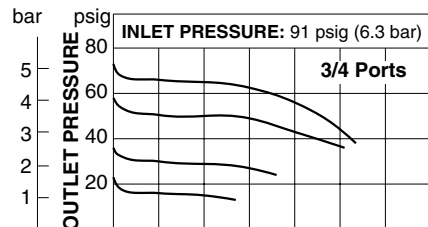
Pressure Gauge: 0 to 200 psig (14 bar); 1/4 NPT gauge ports front and rear.

Panel Mounting: 2-1/16 inch (52 mm) hole required.

Seals: Nitrile.

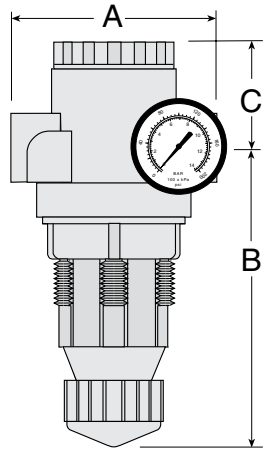
Valve: Brass.

Valve Cap: Nylon.



HIGH-CAPACITY Regulators

Ports: 3/4, 1, 1-1/4, 1-1/2
Flow to 800 scfm



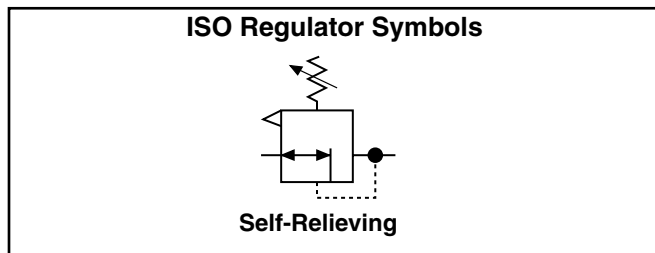
DIMENSIONS for 1 & 3/4 inches (mm)

A	B *	C **	Depth †	Weight † lb (kg)
4.4 (111)	6.1 (154)	2.4 (62)	2.8 (71)	2.19 (0.99)

DIMENSIONS for 1-1/4 & 1-1/2 inches (mm)

A	B *	C **	Depth †	Weight † lb (kg)
4.9 (124)	6.4 (162)	2.1 (54)	2.8 (71)	2.50 (1.14)

* Dome removal clearance: add 0.63 (16).
 ** Cap removal clearance: add 0.65 ((16.5).
 † Less gauge.



REGULATORS – General Purpose; Piston Type

Port Size	Regulated Pressure Range	
	0 – 100 psig (0 – 6.9 bar)	0 – 50 psig (0 – 3.4 bar)
3/4	5211D5017	5212D5017
1	5211D6017	5212D6017
1-1/4	5211C7017	5212C7017
1-1/2	5211C8017	5212C8017

REGULATORS – Reverse Flow; Piston Type; 0 – 100 psig (6.9 bar)

3/4	5X00B5049	5X00B5050
1	5X00D6003	5X00B6038
1-1/4	5X00C7003	5X00B7016
1-1/2	5X00C8001	5X00B8024

NOTE: For BSPP threads, add the letter “C” in front of the part number.

MD4™ Modular Precision Regulators

Ports: 3/8, 1/2, 3/4
Flow to 170 scfm



STANDARD SPECIFICATIONS

Ambient/Media Temperature: 40° to 125°F (4° to 52°C).

Body and Dome: Zinc.

Bonnet and Knob: Acetal.

Fluid Media: Compressed air.

Inlet Pressure: 250 psig (17 bar) maximum.

Outlet Pressure: Adjustable 15 –125 psig (1– 8.6 bar).

Pressure Gauge: 0 to 200 psig (14 bar); 1/4 NPT gauge ports front and rear.

Panel Mounting: 2-1/16 (52 mm) hole required.

Seals: Nitrile.

Self-relieving

Valve: Brass.

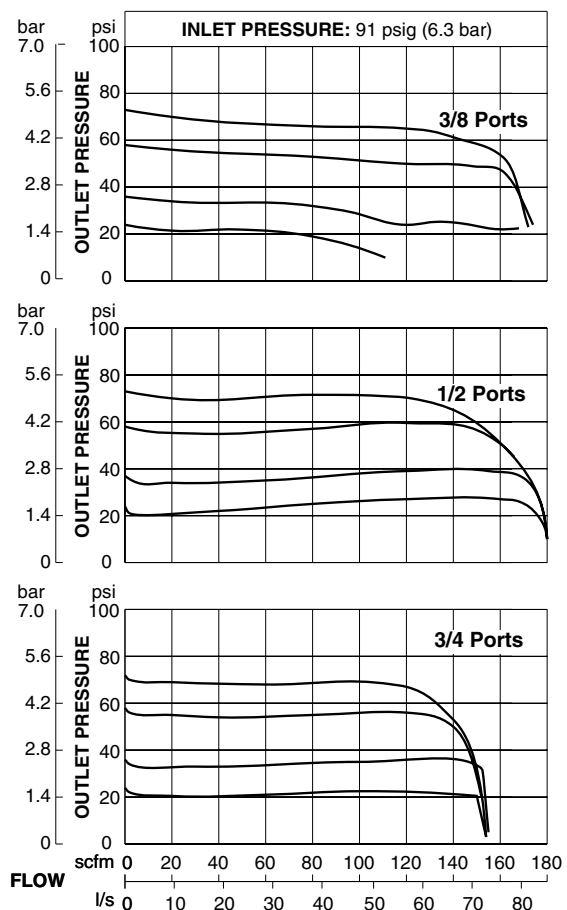
Cap Color: Gold. Gray, yellow, red, and blue optional.

Precision Regulators: Provide improved torque control for pneumatic tools; diaphragm type. Pressure settings held within 3 psig (0.2 bar).

FEATURES:

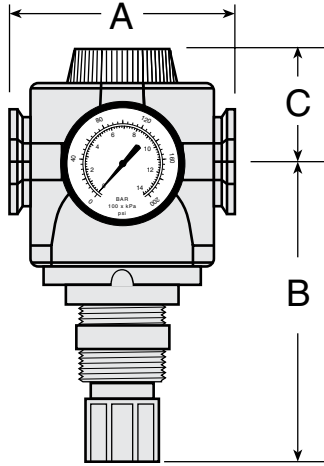
- Modular or inline mounting.
- Self-relieving diaphragm design.
- Repeatability ± 0.5 psi (0.034 bar).
- Easy finger adjustment. No overshoot or undershoot when adjusting.
- Minimal air bleed for high accuracy.
- Pressure gauge.
- NPTF port threads; optional SAE* or BSPP threads.

* Consult ROSS.



MD4™ Modular Precision Regulators

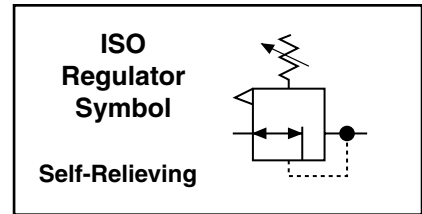
Ports: 3/8, 1/2, 3/4
Flow to 170 scfm



DIMENSIONS inches (mm)

A	B	C	Depth †	Weight † lb (kg)
3.5 (87)	4.8 (122)	1.6 (41)	2.9 (73)	2.3 (1.0)

† Less gauge.



ORDERING INSTRUCTIONS

MD4 52K E B 5 2 B

ADJUSTMENT RANGE
E - 15 - 125 psig (1-8.6 bar)
F - 15 - 250 psig (1-17 bar)
G - 15 - 100 psig (1-7 bar)

GAUGE
A - No Gauge
B - (0-200 psig)
D - No Gauge with Panel Mount Nut
E - (0-200 psig) Gauge with Panel Mount Nut

COLOR
G - Gray
Y - Yellow
R - Red
B - Blue
2 - Gold (standard)

PIPE SIZE
3 - 3/8 NPTF
4 - 1/2 NPTF
5 - 3/4 NPTF
C - 3/8 BSPP
D - 1/2 BSPP
E - 3/4 BSPP
F - 3/4-16 SAE
G - 7/8-14 SAE



HIGH-CAPACITY Precision Regulators

Ports: 3/4, 1, 1-1/4, 1-1/2
Flow to 800 scfm



STANDARD SPECIFICATIONS

Ambient/Media Temperature: 40° to 175°F (4° to 79°C).

Body: Aluminum.

Bonnet and Knob: Acetal.

Dome: Zinc.

Fluid Media: Compressed air.

Inlet Pressure: 300 psig (21 bar) maximum.

Outlet Pressure: Adjustable 15 to 200 psig (1 to 14 bar).

Pressure Gauge: 0 to 200 psig (14 bar); 1/4 NPT gauge ports front and rear.

Panel Mounting: 1-3/16 (30 mm) hole required.

Seals: Nitrile.

Self-relieving

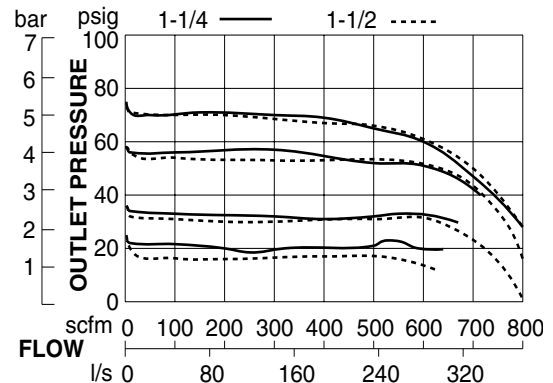
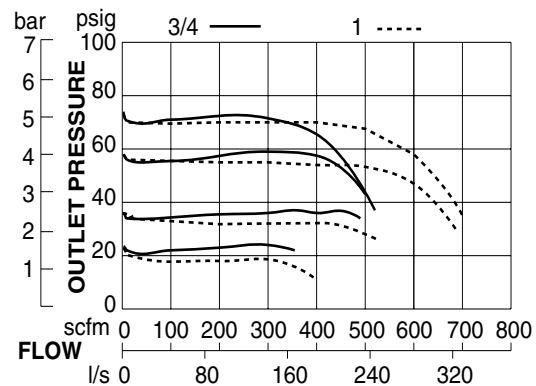
Valve: Brass.

Valve Cap: Nylon.

Precision Regulators: Provide improved torque control for pneumatic tools; diaphragm type. Pressure settings held within 3 psig (0.2 bar).

FEATURES:

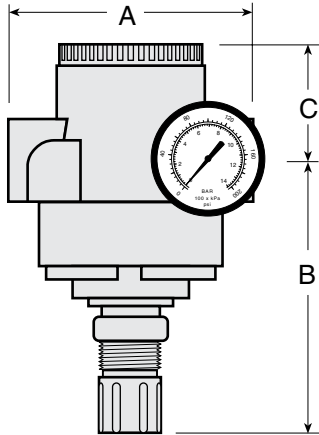
- Inline mounting.
- Diaphragm-type design.
- Self-relieving.
- Manual air bleed for accuracy.
- Repeatability ± 0.5 psi (± 0.034 bar).
- Pressure gauge.
- NPTF port threads; optional SAE or BSPP threads.



HIGH-CAPACITY *Precision* Regulators

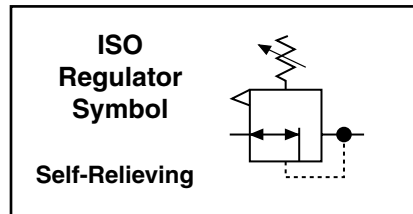
Ports: 3/4, 1, 1-1/4, 1-1/2
Flow to 800 scfm

DIMENSIONS inches (mm)



Ports	A	B	C	Depth †	Weight † lb (kg)
3/4	4.4	4.6	2.4	2.8	2.0
1	(111)	(112)	(62)	(71)	(0.91)
1-1/4	4.9	4.9	2.1	2.8	2.38
1-1/2	(124)	(125)	(54)	(71)	(1.08)

† Less gauge.



REGULATORS – *Precision* Diaphragm Type

Port Size	15 – 200 psig (1 – 14 bar)	15 – 250 psig (1 – 17 bar)
3/4	5213D5017	5214D5017
1	5213D6017	5214D6017
1-1/4	5213D7017	5214D7017
1-1/2	5213D8017	5214D8017

NOTE: For BSPP threads, add the letter “C” in front of the part number.

MD4™ Modular Remote Pilot Regulators

Ports: 3/8, 1/2, 3/4
Flow to 190 scfm



STANDARD SPECIFICATIONS

Ambient/Media Temperature: 40° to 175°F (4° to 79°C).

Body: Zinc.

Dome: Zinc.

Fluid Media: Compressed air.

Inlet Pressure: 300 psig (21 bar) maximum.

Outlet Pressure: Adjustable 0 – 250 psig (0 – 17 bar).

Pilot Ports: 1/4 NPTF

Pressure Gauge: 0 to 200 psig (14 bar); 1/4 NPT gauge ports front and rear.

Seals: Nitrile.

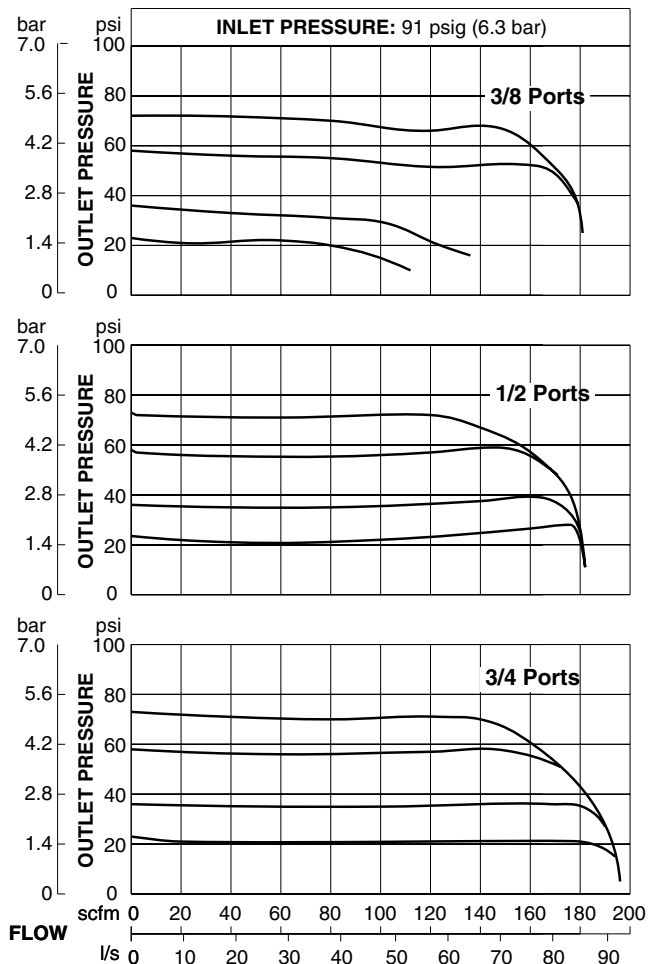
Valve: Brass.

Valve Cap: Nylon.

Cap Color: Gold. Gray, yellow, red, and blue optional.

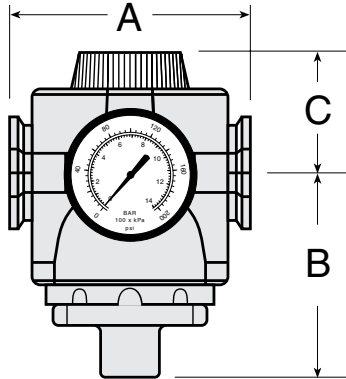
FEATURES:

- Modular or inline mounting.
- Self-relieving diaphragm design.
- Pressure gauge.
- NPTF port threads; optional SAE or BSPP threads.



MD4™ Modular Remote Pilot Regulators

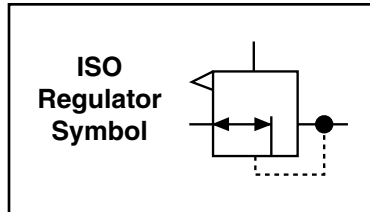
Ports: 3/8, 1/2, 3/4
Flow to 190 scfm



DIMENSIONS inches (mm)

A	B	C	Depth †	Weight † lb (kg)
3.5 (87)	2.4 (62)	1.6 (40)	2.9 (73)	2.20 (1.00)

† Less gauge.



ORDERING INSTRUCTIONS

MD4 52K 1 B 5 G A

RELIEF OPTION
1- Relieving (standard)
2 - Non-relieving

GAUGE is standard
Add A for No Gauge

COLOR
G - Gray
Y - Yellow
R - Red
B - Blue
2 - Gold (standard)

PIPE SIZE
3 - 3/8 NPTF
4 - 1/2 NPTF
5 - 3/4 NPTF
C - 3/8 BSPP
D - 1/2 BSPP
E - 3/4 BSPP
F - 3/4-16 SAE
G - 7/8-14 SAE



FULL-SIZE High-Relief Remote Pilot Regulators

Ports: 1/4, 3/8, 1/2, 3/4
Flow to 150 scfm



High-Relief regulators separate control air from exhaust air.

FEATURES:

- Modular or inline mounting.
- Diaphragm-type design.
- Self-relieving.
- Pressure gauge.
- NPTF port threads; optional SAE or BSPP threads.

STANDARD SPECIFICATIONS

Ambient/Media Temperature: 40° to 175°F (4° to 79°C).

Body: Zinc.

Dome: Zinc.

Fluid Media: Compressed air.

Inlet Pressure: 300 psig (21 bar) maximum.

Outlet Pressure: Adjustable 0 – 200 psig (0 – 14 bar).

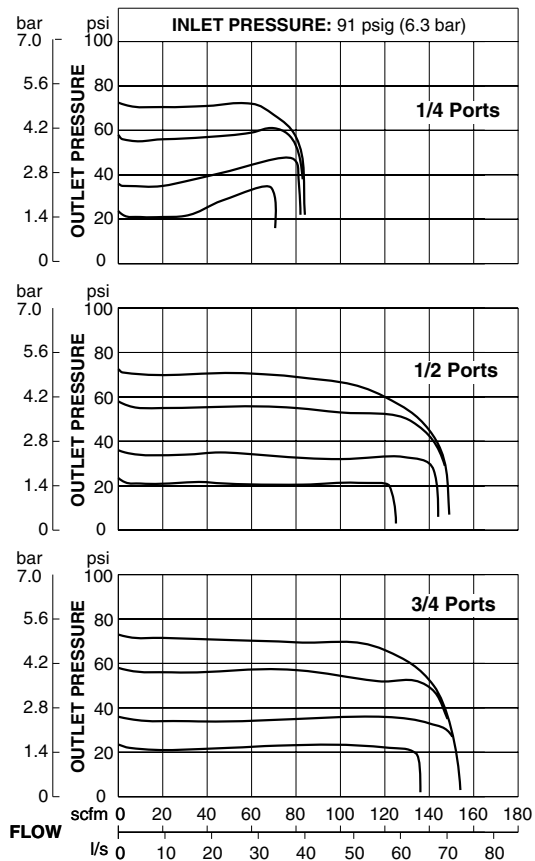
Pilot Ports: 1/4 NPTF

Pressure Gauge: 0 to 200 psig (14 bar); 1/4 NPT gauge ports front and rear.

Seals: Nitrile; optional Viton seals.

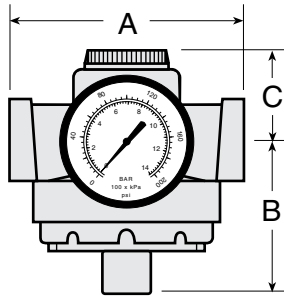
Valve: Brass.

Valve Cap: Nylon.



FULL-SIZE High-Relief Remote Pilot Regulators

Ports: 1/4, 3/8, 1/2, 3/4
Flow to 150 scfm

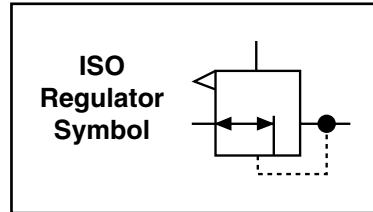


DIMENSIONS inches (mm)

A	B	C	Depth †	Weight † lb (kg)
3.5 (89)	4.2 (106)	1.3 (33)	2.8 (71)	2.06 (0.92)

† Less gauge.

Port Size	Part Number
1/4	5X00B2037
3/8	5X00B3025
1/2	5X00B4048
3/4	5X00B5035



NOTE: For BSPP threads, add the letter "C" in front of the part number.

HIGH-CAPACITY Remote Pilot Regulators

Ports: 3/4, 1, 1-1/4, 1-1/2
Flow to 740 scfm



STANDARD SPECIFICATIONS

Ambient/Media Temperature: 40° to 175°F (4° to 79°C).

Body: Aluminum.

Dome: Zinc.

Fluid Media: Compressed air.

Inlet Pressure: 300 psig (21 bar) maximum.

Outlet Pressure: 0 to 200 psig (0 to 14 bar).

NOTE: Outlet pressure depends on the adjustment of the pilot regulator.

Pilot Ports: 1/4 NPTF.

Pressure Gauge: 0 to 200 psig (14 bar); 1/4 NPT gauge ports front and rear.

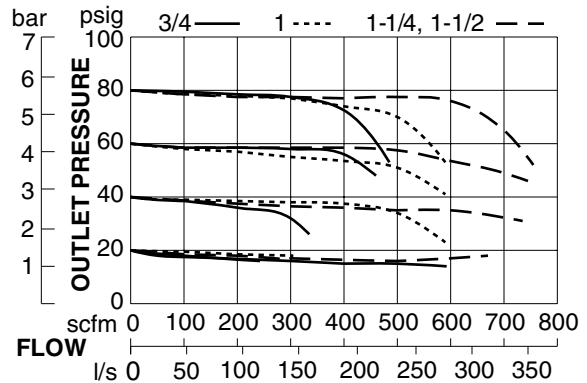
Seals: Nitrile.

Valve: Brass.

Valve Cap: Nylon.

FEATURES:

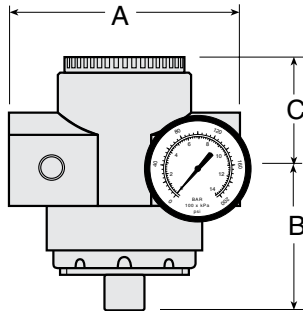
- Inline mounting.
- Diaphragm-type design.
- Self-relieving.
- Pressure gauge.
- NPTF port threads; optional SAE or BSPP threads.



HIGH-CAPACITY Remote Pilot Regulators

Ports: 3/4, 1, 1-1/4, 1-1/2

Flow to 740 scfm

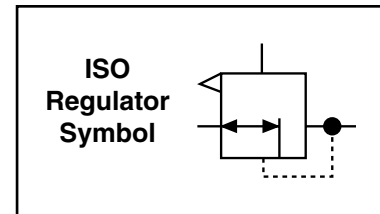


DIMENSIONS inches (mm)

Ports	A	B	C	Depth †	Weight † lb (kg)
3/4	4.4	4.6	2.4	2.8	1.88
1	(111)	(112)	(62)	(71)	(0.85)
1-1/4	4.9	5.1	2.1	2.8	2.25
1-1/2	(124)	(129)	(54)	(71)	(1.02)

† Less gauge.

Port Size	Air Flow scfm (l/s)	Part Number
3/4	400 (189)	5211D5006
1	500 (236)	5211D6007
1-1/4	600 (283)	5211D7007
1-1/2	600 (283)	5211D8007



NOTE: For BSPP threads, add the letter "C" in front of the part number.

HIGH-CAPACITY High-Relief Remote Pilot Regulators

Ports: 3/4, 1, 1-1/4, 1-1/2
Flow to 700 scfm



High-Relief regulators separate control air from exhaust air.

FEATURES:

- Inline mounting.
- Diaphragm-type design.
- Self-relieving.
- Pressure gauge.
- NPTF port threads; optional SAE or BSPP threads.

STANDARD SPECIFICATIONS

Ambient/Media Temperature: 40° to 175°F (4° to 79°C).

Body: Aluminum.

Dome: Zinc.

Fluid Media: Compressed air.

Inlet Pressure: 300 psig (21 bar) maximum.

Outlet Pressure: 0 to 200 psig (0 to 14 bar).

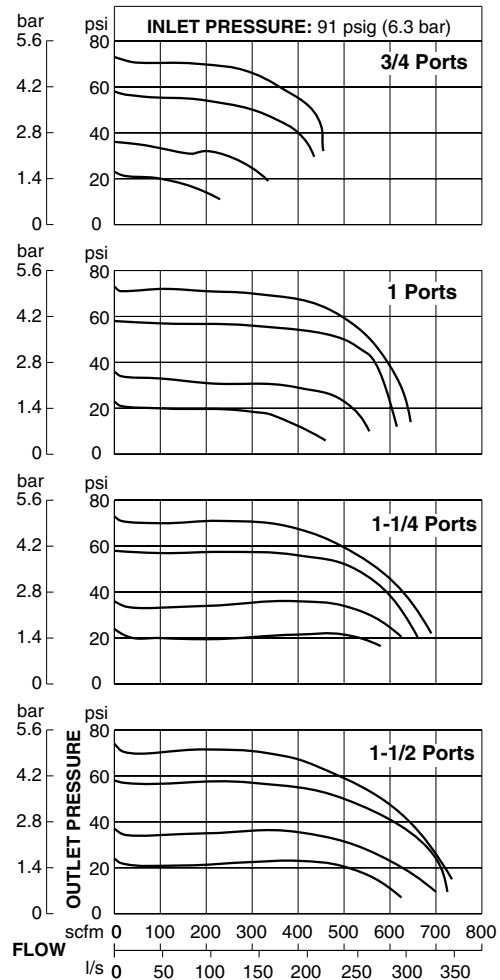
Pilot Ports: 1/4 NPTF.

Pressure Gauge: 0 to 200 psig (14 bar); 1/4 NPT gauge ports front and rear.

Seals: Nitrile.

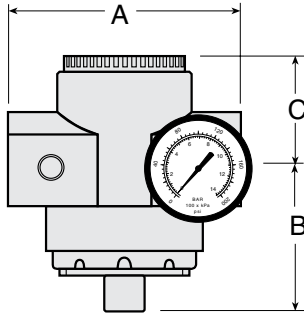
Valve: Brass.

Valve Cap: Nylon.



HIGH-CAPACITY High-Relief Remote Pilot Regulators

Ports: 3/4, 1, 1-1/4, 1-1/2
Flow to 700 scfm

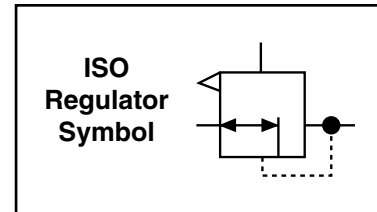


DIMENSIONS inches (mm)

Ports	A	B	C	Depth †	Weight † lb (kg)
3/4	4.4	4.6	2.4	2.8	1.88
1	(111)	(112)	(62)	(71)	(0.85)
1-1/4	4.9	5.1	2.1	2.8	2.25
1-1/2	(124)	(129)	(54)	(71)	(1.02)

† Less gauge.

Port Size	Air Flow scfm (l/s)	Part Number
3/4	400 (189)	5X00B5046
1	550 (260)	5X00B6039
1-1/4	600 (283)	5X00B7021
1-1/2	650 (307)	5X00B8025



NOTE: For BSPP threads, add the letter "C" in front of the part number.

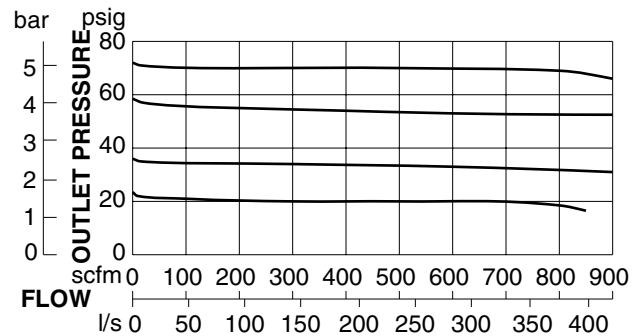
HIGH-CAPACITY Remote Pilot Regulators

Ports: 1-1/2 & 2
Flow to 900 scfm



FEATURES:

- Inline mounting.
- Piston-type design.
- Self-relieving.
- Pressure gauge.
- NPTF port threads; optional SAE or BSPP threads.



STANDARD SPECIFICATIONS

Ambient/Media Temperature: 40° to 175°F (4° to 79°C).

Body and Dome: Aluminum.

Fluid Media: Compressed air.

Inlet Pressure: 300 psig (21 bar) maximum.

Outlet Pressure: 0 to 200 psig (0 to 14 bar).

NOTE: Outlet pressure depends on the selection of the pilot regulator.

Pilot Ports: 1/4 NPTF.

Pressure Gauge: 0 to 200 psig (14 bar); 1/4 NPT gauge ports front and rear.

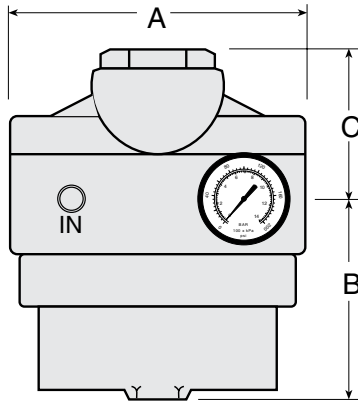
Seals: Nitrile; optional Viton seals.

Valve: Brass.

Valve Cap: Aluminum.

HIGH-CAPACITY Remote Pilot Regulators

Ports: 1-1/2 & 2
Flow to 900 scfm



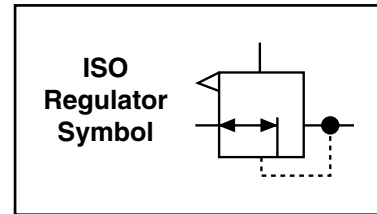
DIMENSIONS inches (mm)

A	B	C	Depth †	Weight † lb (kg)
6.4 (162)	5.0 (127)	3.0 (76)	2.8 (71)	8.94 (4.06)

† Less gauge.

Port Size	Air Flow scfm (l/s)	Part Number
1-1/2	850 (400)	5211B8027
2	850 (400)	5211B9007

NOTE: For BSPP threads, add the letter "C" in front of the part number.



INTEGRATED FILTER/REGULATOR

Instructional Information

The integration of a general purpose filter and a pressure regulator into a single module provides the compactness needed where space is limited. These integrated filter/regulators are offered by ROSS in port sizes from 1/8 up to 3/4 along with models equipped with quick-connect fittings for tubing from 1/4 up to 10 mm. The regulator is the top portion of the assembly and the filter is the bottom portion. All sizes have essentially the same operating characteristics as their corresponding individual filters and regulators.

All filter/regulators include an internal automatic filter drain and a pressure gauge as standard equipment. Regulators are self-relieving and have gauge ports front and rear. Non-relieving models are also available.

MINIATURE FILTER/REGULATORS

Port sizes 1/8 and 1/4. Built to the same performance standards as the BANTAM units, but are non-modular and at lower cost.



Available options are the same as those for the corresponding individual filters and regulators. They include regulating springs for various pressure ranges, metal filter bowls, and sintered bronze filter elements in several μm ratings.

MODULAR or INLINE MOUNTING

Integrated filter/regulators are of modular design. Units can be connected to lubricators by special modular connectors which seal the faces between units. They may also be inline mounted with pipe nipples. MINIATURE filter/regulators are designed for inline mounting only.

All units are available with either NPTF or BSPP port threads.

BANTAM FILTER/REGULATORS

Port sizes 1/8 and 1/4 or fittings for tubing up to 10 mm. Modular units have durable plastic, corrosion-resistant bodies. Units are available with either piston or diaphragm type regulators. A non-relieving version can be used with water, oil, and many other liquids.



INTEGRATED FILTER/REGULATOR

Instructional Information

MID-SIZE FILTER/REGULATORS

Port sizes 1/4, 3/8, and 1/2. Standard polycarbonate plastic filter bowl has a zinc die-cast shatterguard. A zinc bowl is optionally available. Regulator is a self-relieving piston type; non-relieving also available.



FULL-SIZE FILTER/REGULATORS

Port sizes 1/4 through 3/4. Polycarbonate plastic filter bowl with steel shatterguard standard. Optional zinc bowl with clear nylon sight glass. Regulator is a self-relieving diaphragm type; non-relieving also available. Includes pressure adjustment locking key to prevent tampering.



MD4™ FILTER/REGULATORS

Port sizes 3/8, 1/2, 3/4. Polycarbonate plastic filter bowl with steel shatterguard standard. Optional aluminum bowl with clear nylon sight glass. Regulator is a self-relieving diaphragm type; non-relieving also available. Includes pressure adjustment locking key to impede tampering.



BANTAM Modular Integrated Filter/Regulators

Ports: 1/8 & 1/4
Flow to 24 scfm
Tube Fittings



STANDARD SPECIFICATIONS

Ambient/Media Temperature: 40° to 125°F (4° to 52°C).

Body: Acetal.

Bowl: 2-ounce (60-ml) capacity polycarbonate plastic; optional aluminum bowl.

Dome and Knob: Acetal.

Filter Drain: Internal automatic drain; optional manual drain.

Filter Element: 5- μ m-rated polyethylene.

Fluid Media: Compressed air.

Inlet Pressure: 15 psig (1 bar) minimum with automatic drain. 150 psig (10 bar) maximum.

Outlet Pressure: Adjustable up to 100 psig (7 bar).

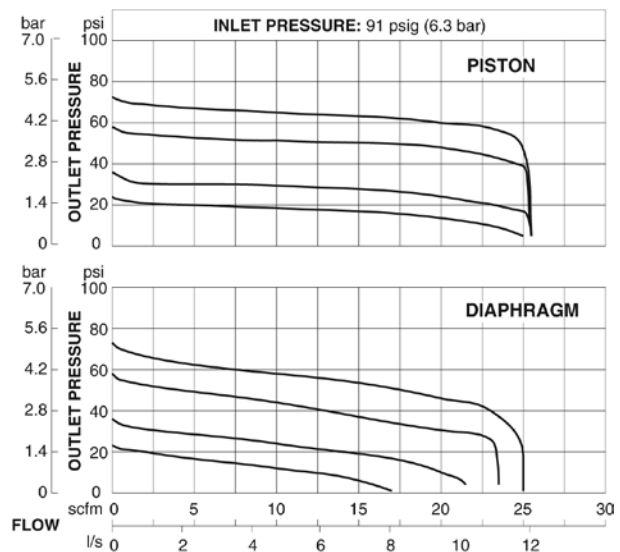
Pressure Gauge: 0 to 160 psig (10.3 bar); 1/8 NPT gauge ports front and rear.

Panel Mounting: 1-3/16 inch (30 mm) hole required.

Seals: Nitrile.

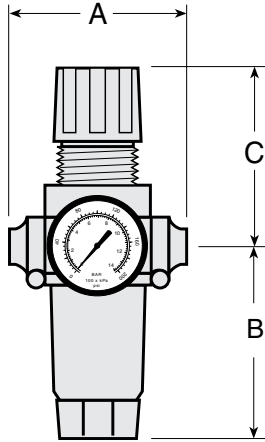
FEATURES:

- Filter and regulator consolidated in a single assembly.
- Modular assembly and mounting.
- Threaded ports or quick-connect fittings for tubing up to 10 mm in diameter.
- 5- μ m-rated polyethylene filter element.
- High-strength polycarbonate plastic filter bowl; optional metal bowl.
- Internal automatic drain; optional manual drain.
- Piston-type regulator diaphragm-type.
- Self-relieving regulator; non-relieving optional.
- Pressure gauge.
- NPTF port threads; optional BSPP threads.



BANTAM Modular Integrated Filter/Regulators

Ports: 1/8 & 1/4
Flow to 24 scfm
Tube Fittings



DIMENSIONS inches (mm)

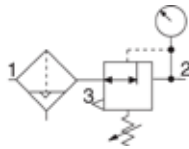
Ports	A	B *	C	Depth †	Weight † lb (kg)
No Port	1.7 (43)	3.6 (92)	2.6 (67)	1.8 (45)	0.31 (0.15)
1/8, 1/4	3.0 (76)	3.6 (92)	2.6 (67)	1.8 (45)	0.53 (0.24)
Models below have quick-connect fittings for tubing.					
1/4	3.4 (86)	3.6 (92)	2.6 (67)	1.8 (45)	0.51 (0.23)
3/8	3.9 (99)	3.6 (92)	2.6 (67)	1.8 (45)	0.51 (0.23)
4 mm	3.4 (86)	3.6 (92)	2.6 (67)	1.8 (45)	0.51 (0.23)
6 mm	3.4 (86)	3.6 (92)	2.6 (67)	1.8 (45)	0.51 (0.23)
8 mm	3.1 (79)	3.6 (92)	2.6 (67)	1.8 (45)	0.51 (0.23)
10 mm	3.9 (99)	3.6 (92)	2.6 (67)	1.8 (45)	0.51 (0.23)

* Dimension with plastic filter bowl; with metal bowl is 3.8 (97).

† Less gauge.

ISO Filter/Regulator Symbol

Automatic Drain
Self-relieving



REPLACEMENT FILTER ELEMENT KITS

Element Type	Kit Number
5-µm polyethylene (Std element).....	933K77

CONSOLIDATED FILTER & REGULATOR (piston type)

Port Size	Automatic Drain Models		Manual Drain Models	
	Plastic Bowl	Metal Bowl	Plastic Bowl	Metal Bowl
THREADED (Piston Type)				
1/4	5D01C0110	5D01C0210	5D01C0310	5D01C0410
3/8	5D02C0110	5D02C0210	5D02C0310	5D02C0410
FITTINGS FOR TUBING				
1/8	5D03C0110	5D03C0210	5D03C0310	5D03C0410
1/4	5D04C0110	5D04C0210	5D04C0310	5D04C0410
4mm	5D05C0110	5D05C0210	5D05C0310	5D05C0410
6mm	5D06C0110	5D06C0210	5D06C0310	5D06C0410
8mm	5D07C0110	5D07C0210	5D07C0310	5D07C0410
10mm	5D08C0110	5D08C0210	5D08C0310	5D08C0410
FITTINGS FOR TUBING (Diaphragm Type)				
1/4	5D03C0120	5D03C0220	5D03C0320	5D03C0420
3/4	5D04C0120	5D04C0220	5D04C0320	5D04C0420
4mm	5D05C0120	5D05C0220	5D05C0320	5D05C0420
6mm	5D06C0120	5D06C0220	5D06C0320	5D06C0420
8mm	5D07C0120	5D07C0220	5D07C0320	5D07C0420
10mm	5D08C0120	5D08C0220	5D08C0320	5D08C0420

NOTE: For BSPP threads, add the letter "C" in front of the part number.



MINIATURE Integrated Filter/Regulators

Ports: 1/8 & 1/4
Flow to 24 scfm



STANDARD SPECIFICATIONS

Ambient/Media Temperature: 40° to 125°F (4° to 52°C).

Body: Aluminum.

Bowl: 2-ounce (60-ml) capacity polycarbonate plastic; optional aluminum bowl.

Dome and Knob: Acetal.

Filter Drain: Internal automatic drain; optional manual drain.

Filter Element: 5- μ m-rated polyethylene.

Fluid Media: Compressed air.

Inlet Pressure: 15 psig (1 bar) minimum with automatic drain.

Plastic bowl: 150 psig (10 bar) maximum.
Metal bowl: 200 psig (14 bar) maximum.

Outlet Pressure: Adjustable up to 100 psig (7 bar).

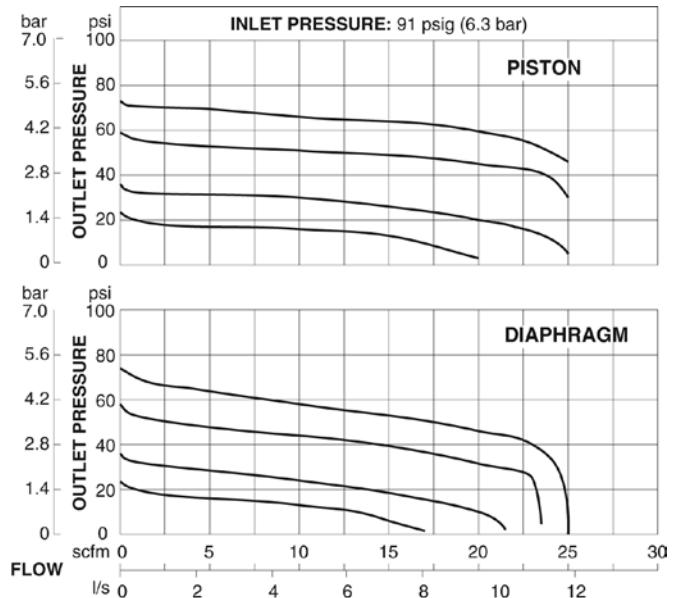
Pressure Gauge: 0 to 160 psig (10.3 bar); 1/8 NPT gauge ports front and rear.

Panel Mounting: 1-3/16 inch (30 mm) hole required.

Seals: Nitrile.

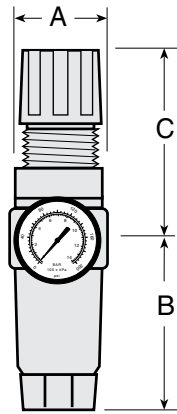
FEATURES:

- Filter and regulator consolidated in a single assembly.
- Inline mounting.
- 5- μ m-rated polyethylene filter element; optional sintered bronze elements.
- High-strength polycarbonate plastic filter bowl; optional aluminum bowl.
- Internal automatic drain; optional manual drain.
- Piston-type regulator or diaphragm-type.
- Self-relieving regulator; non-relieving optional.
- Pressure gauge.
- NPTF port threads; optional BSP threads.
- Regulator adjusting knob removable for tamper-resistance.



MINIATURE Integrated Filter/Regulators

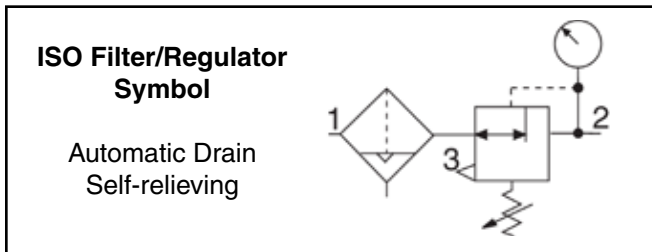
Ports: 1/8 & 1/4
Flow to 24 scfm



DIMENSIONS inches (mm)

Bowl	Ports	A	B	C	Depth †	Weight † lb (kg)
Plastic	1/8, 1/4	1.6 (41)	3.6 (92)	2.6 (65)	1.6 (41)	0.53 (0.24)
Metal	1/8, 1/4	1.6 (41)	3.8 (97)	2.6 (65)	1.6 (41)	0.53 (0.24)

† Less gauge.



REPLACEMENT FILTER ELEMENT KITS

Element Type	Kit Number
5-µm polyethylene (Std element).....	933K77

CONSOLIDATED FILTER & REGULATOR (piston type)

Port Size	Automatic Drain Models		Manual Drain Models	
	Plastic Bowl	Metal Bowl	Plastic Bowl	Metal Bowl
1/8	5321C1032	5322C1031	5321C1002	5322C1001
1/4	5321C2032	5322C2031	5321C2002	5322C2001

CONSOLIDATED FILTER & REGULATOR (diaphragm type)

1/8	5321C1042	5322C1041	5321C1022	5322C1021
1/4	5321C2042	5322C2041	5321C2022	5322C2021

NOTE: For BSPP threads, add the letter "C" in front of the part number.

MID-SIZE Modular Integrated Filter/Regulators

Ports: 1/4, 3/8, 1/2
Flow to 105 scfm



STANDARD SPECIFICATIONS

Ambient/Media Temperature:

Plastic Bowl: 40° to 125°F (4° to 52°C).

Metal Bowl: 40° to 175°F (4° to 79°C).

Body: Zinc.

Bowl: 4-ounce (120-ml) capacity polycarbonate plastic with zinc shatterguard; optional zinc bowl.

Dome and Knob: Acetal.

Filter Drain: Internal automatic drain; optional manual drain.

Filter Element: 5-µm-rated polyethylene.

Fluid Media: Compressed air.

Inlet Pressure: 15 psig (1 bar) minimum with automatic drain.

Plastic bowl: 150 psig (10 bar) maximum.

Metal bowl: 200 psig (14 bar) maximum.

Outlet Pressure: Adjustable up to 100 psig (7 bar).

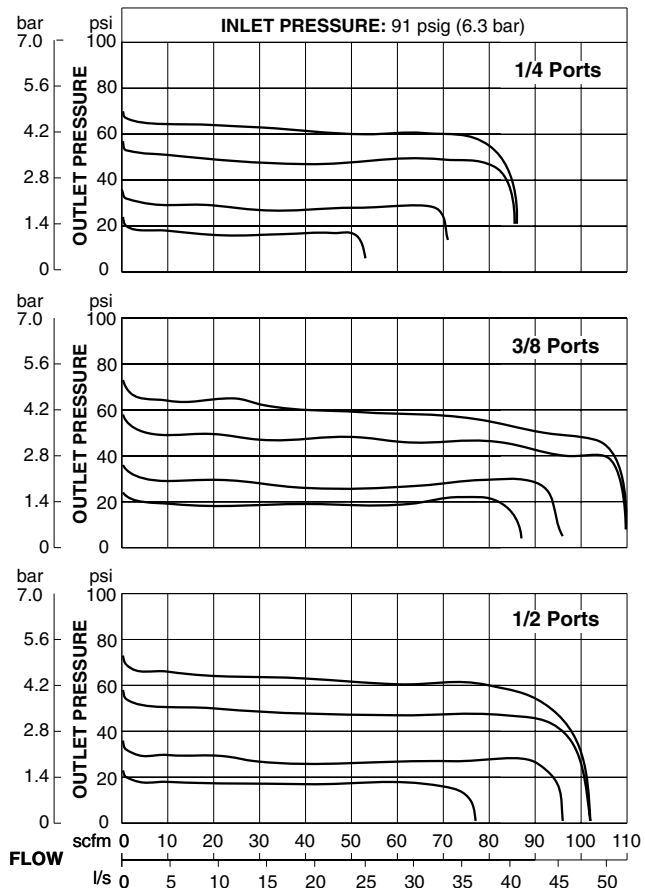
Pressure Gauge: 0 to 200 psig (14 bar); 1/4 NPT gauge ports front and rear.

Panel Mounting: 1-9/16 inch (40 mm) hole required.

Seals: Nitrile.

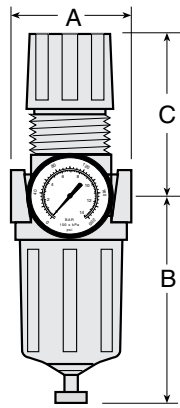
FEATURES:

- Filter and regulator consolidated in a single assembly.
- Modular or inline mounting.
- 5-µm-rated polyethylene filter element.
- High-strength polycarbonate plastic filter bowl with zinc shatterguard; optional zinc bowl.
- Internal automatic drain; optional manual drain.
- Self-relieving piston-type regulator; non-relieving optional.
- Pressure gauge.
- NPTF port threads; optional SAE or BSPP threads.
- Adjusting knob removable for tamper resistance.



MID-SIZE Modular Integrated Filter/Regulators

Ports: 1/4, 3/8, 1/2
Flow to 105 scfm



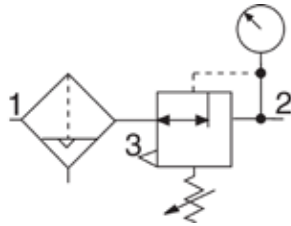
DIMENSIONS inches (mm)

A	B	C	Depth †	Weight lb (kg)
2.7 (68)	4.9 (123)	3.3 (83)	2.4 (60)	1.50 (0.68)

† Less gauge.

ISO Filter/Regulator Symbol

Automatic Drain
Self-relieving



REPLACEMENT FILTER ELEMENT KITS

Element Type	Kit Number
5-µm polyethylene (Std element).....	936K77

CONSOLIDATED FILTER & REGULATOR

Port Size	Automatic Drain Models		Manual Drain Models	
	Plastic Bowl	Metal Bowl	Plastic Bowl	Metal Bowl
1/4	5321B2052	5322B2051	5321B2062	5322B2061
3/8	5321B3052	5322B3051	5321B3062	5322B3061
1/2	5321B4052	5322B4051	5321B4062	5322B4061

NOTE: For BSPP threads, add the letter "C" in front of the part number.



FULL-SIZE Integrated Filter/Regulators

Ports: 1/4, 3/8, 1/2, 3/4
Flow to 180 scfm



STANDARD SPECIFICATIONS

Ambient/Media Temperature:

Plastic Bowl: 40° to 125°F (4° to 52°C).
Metal Bowl: 40° to 175°F (4° to 79°C).

Body: Zinc.

Bowl: 8-ounce (240-ml) capacity polycarbonate plastic with steel shatterguard; optional zinc bowl with clear nylon sight glass.

Dome: Nylon.

Filter Drain: Internal automatic drain; optional manual drain or external automatic drain.

Filter Element: 5- μ m-rated polyethylene.

Fluid Media: Compressed air.

Inlet Pressure: 15 psig (1 bar) minimum with automatic drain.

Plastic bowl: 150 psig (10 bar) maximum.
Metal bowl: 200 psig (14 bar) maximum.

Knob: Acetal.

Outlet Pressure: Adjustable up to 125 psig (8.6 bar).

Pressure Adjustment Locking Key: Removable.

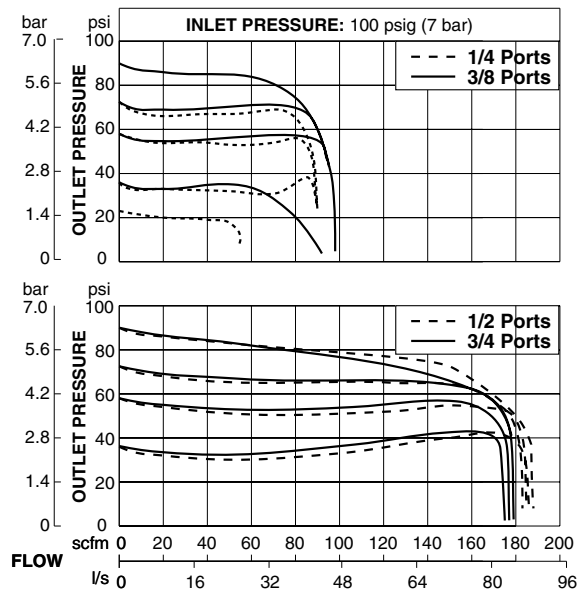
Pressure Gauge: 0 to 200 psig (14 bar); 1/4 NPT gauge ports front and rear.

Panel Mounting: 2-1/16 inch (52 mm) hole required.

Seals: Nitrile.

FEATURES:

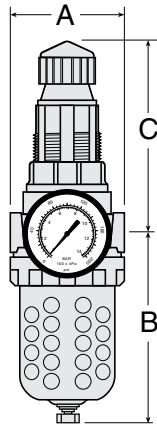
- Filter and regulator consolidated in a single assembly.
- Modular assembly and mounting.
- 5- μ m-rated polyethylene filter element.
- High-strength polycarbonate plastic filter bowl with steel shatterguard; optional metal bowl with clear nylon sight glass.
- Internal automatic drain; optional manual drain or external automatic drain.
- Self-relieving diaphragm-type regulator; non-relieving optional.
- Pressure adjustment locking key.
- Pressure gauge.
- NPTF port threads; optional SAE or BSPP threads.



FULL-SIZE Integrated Filter/Regulators

Ports: 1/4, 3/8, 1/2, 3/4

Flow to 180 scfm



DIMENSIONS inches (mm)

A	B *	C **	Depth †	Weight lb (kg)
3.5 (89)	5.8 (146)	5.8 (146)	3.5 (89)	2.50 (1.15)

* Bowl removal clearance: add 1.3 (33).

** Dome removal clearance: add 0.63 (16).

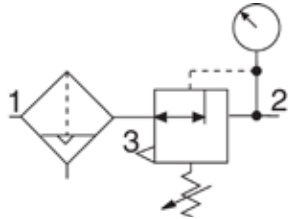
† Less gauge.

REPLACEMENT FILTER ELEMENT KITS

Element Type	Kit Number
5- μ m polyethylene (Std element).....	939K77

ISO Filter/Regulator Symbol

Automatic Drain
Self-relieving



CONSOLIDATED FILTER & REGULATOR

Port Size	Flow Rate scfm (l/s)	Automatic Drain Models		Manual Drain Models	
		Plastic Bowl	Metal Bowl	Plastic Bowl	Metal Bowl
1/4	80 (38)	5321B2072	5322B2071	5321B2012	5322B2011
3/8	90 (42)	5321B3072	5322B3071	5321B3012	5322B3011
1/2	170 (80)	5321B4072	5322B4071	5321B4012	5322B4011
3/4	180 (85)	5321B5072	5322B5071	5321B5012	5322B5011

NOTE: For BSPP threads, add the letter "C" in front of the part number.

MD4™ Modular Integrated Filter/Regulators

Ports: 3/8, 1/2, 3/4
Flow to 230 scfm



STANDARD SPECIFICATIONS

Ambient/Media Temperature:

Plastic bowl: 40° to 125°F (4° to 52°C).
Metal bowl: 40° to 175°F (4° to 79°C).

Body: Zinc.

Bonnet: Nylon; aluminum with optional 0-175 psig spring.

Bowl: 9-ounce (270-ml) polycarbonate plastic with steel shatterguard; optional aluminum bowl with clear nylon sight glass.

Bowl Drain: Internal automatic drain; optional manual drain and other drain types.

Cap Color: Black.

Filter Element: 5- μ m-rated polyethylene; optional 40- μ m element.

Fluid Media: Compressed air.

Inlet Pressure: 15 psig (1 bar) minimum with automatic drain.

Plastic bowl: 150 psig (10 bar).
Metal bowl: 200 psig (14 bar).

Outlet Pressure: Adjustable up to 125 psig (8.6 bar); optional adjusting springs.

Pressure Adjustment Locking Key: Removable.

Pressure Gauge: 0 to 200 psig (14 bar); 1/4 NPT gauge ports front and rear.

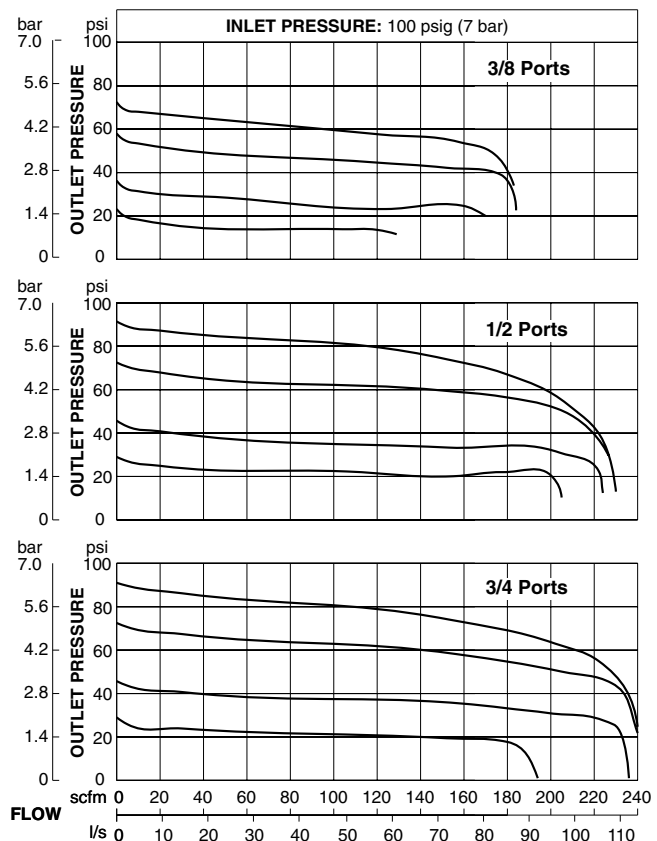
Panel Mounting: 2.05-inch (52.1-mm) hole required.

Seals: Nitrile.

Valve: Brass.

FEATURES:

- Filter and regulator consolidated into a single space-saving assembly.
- Modular or inline mounting.
- 5- μ m-rated polyethylene filter element; optional 40- μ m element.
- Polycarbonate plastic bowl with steel shatterguard; optional metal bowl with sight glass.
- Internal automatic drain; optional manual drain and other drain types.
- Self-relieving diaphragm-type regulator; non-relieving optional.
- Pressure adjustment locking key; tamper-resistant pressure setting.
- Pressure gauge included; two gauge ports.
- NPTF port threads; optional SAE or BSPP threads.
- Add on L-O-X® valve optional.



MD4™ Modular Integrated Filter/Regulators

Ports: 3/8, 1/2, 3/4
Flow to 230 scfm

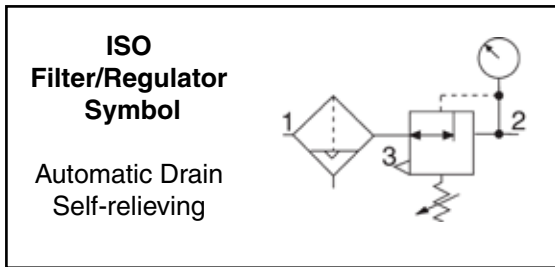
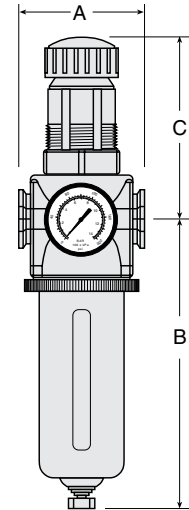
DIMENSIONS inches (mm)

Bowl	A	B *	C **	Depth †	Weight † lb (kg)
Polycarbonate	3.5 (88)	7.7 (195)	5.4 (137)	2.9 (73)	3.69 (1.68)
Metal	3.5 (88)	7.6 (193)	5.4 (137)	2.9 (73)	3.69 (1.68)

* Bowl removal clearance: add 3.1 (79).

** Dome removal clearance: add 0.63 (16).

† Less gauge.



REPLACEMENT FILTER ELEMENT KITS

Element Rating	Kit Number
5-µm (Std element)	R-A115-106PE5
40-µm	R-A115-106PE3

	MD4	53P	B	A	B	5	B	B	-
BOWL SIZE									
53P - 9 oz. Polycarbonate Bowl									
53M - 9 oz. Metal Bowl									
ELEMENT TYPE									
A - 40 Micron									
B - 5 Micron (standard)									
BOWL DRAIN									
A - Auto Drain									
M - Manual Drain									
E - Electronic Drain - available in metal bowl drain version only									
H - Automatic External Drain - available in metal bowl version only									
	ADD ON L-O-X®								
	1 - Yellow								
	2 - Gold (standard)								
	Blank - no L-O-X®								
	GAUGE								
	A - No Gauge								
	B - (0-200 psig)								
	C - (0-60 psig)								
	D - No Gauge with Panel Mount Nut								
	E - (0-200 psig) Gauge with Panel Mount Nut								
	F - (0-60 psig) Gauge with Panel Mount Nut								
	ADJUSTMENT RANGE								
	A - 0-175 psig (0-12 bar)								
	B - 0-125 psig (0-8.6 bar) (standard)								
	C - 0-50 psig (0-3.4 bar)								
	D - 0-20 psig (0-1.3 bar)								
	PIPE SIZE								
	3 - 3/8 NPTF								
	4 - 1/2 NPTF								
	5 - 3/4 NPTF								
	C - 3/8 BSPP								
	D - 1/2 BSPP								
	E - 3/4 BSPP								
	F - 3/4-16 SAE								
	G - 7/8-14 SAE								



AIR LINE LUBRICATOR Instructional Information

LUBRICATOR FUNCTION

Air line lubricators are designed to introduce atomized oil into the air line so that downstream mechanisms can be adequately lubricated. Lubricators should be adjusted so that the minimum amount of oil to lubricate the equipment is used.

There are two basic designs used in ROSS lubricators: *sight-feed* design and *wick-feed* design. Illustrations of these two types of assembly are shown on the facing page.

SIGHT-FEED LUBRICATORS

Air flows through a flexible-vane automatic flow sensor that creates a small pressure differential between the air passage and the oil reservoir. This differential causes oil to move up a riser tube, through an adjustable metering valve, and then to drip into a transparent dome and the air stream. This oil is “atomized” by the air stream, and carried down the air line to the points of lubrication.

Sight-feed lubricators are easy to adjust and an indicator on the sight dome measures the amount of oil dispensed. The adjusting knob can be removed to make the lubricator “tamper-resistant.”

All working parts are in an easily replaceable cartridge.

WICK-FEED LUBRICATORS

In a wick-feed lubricator, one end of a porous bronze wick is saturated with oil in the reservoir. Capillary action causes the oil to travel up the wick. Oil is stripped off the upper portion of the wick by the air flow, and maintains a constant oil-to-air ratio. This ratio can be varied by manual

adjustment. Units will not shut off, even with dirt and moisture in the reservoir. However, air must be shut off when filling the reservoirs of these models.

MODULAR or INLINE MOUNTING

ROSS lubricators are of modular design. They are connected to other units by special modular connectors which seal the faces between units. They may also be inline mounted with pipe nipples.

MINIATURE and HIGH-CAPACITY lubricators are inline mounted only.

BANTAM LUBRICATORS

Port sizes 1/8 and 1/4 or fittings for tubing up to 10 mm. Wick-feed design and modular assembly. Made of durable, corrosion-resistant acetal. Polycarbonate or aluminum bowl. Air flow to 25 scfm (12 l/s). 2-ounce (60-ml) bowl capacity.

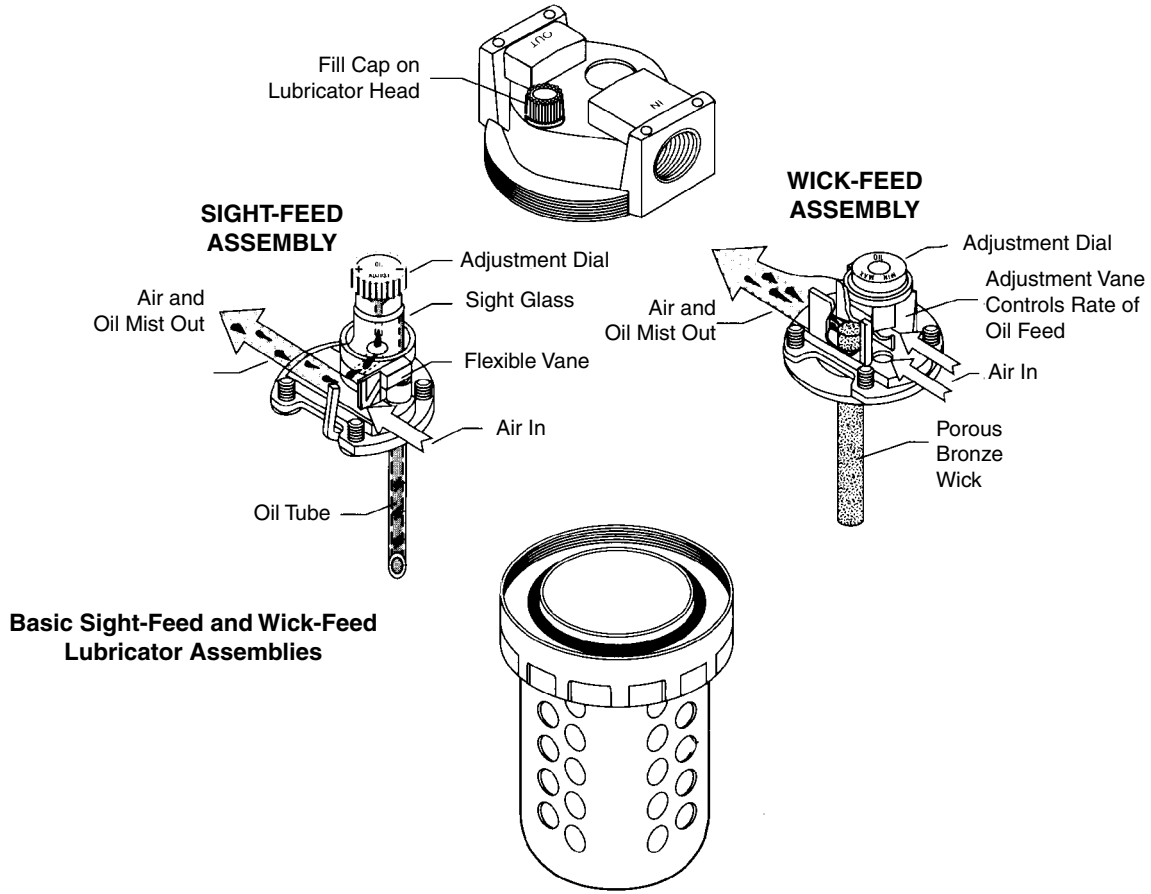
MINIATURE LUBRICATORS

Port sizes 1/8 and 1/4. Wick-feed design and inline mounting only. Aluminum head with polycarbonate or aluminum bowl. Air flow to 25 scfm (12 l/s). 2-ounce (60-ml) bowl capacity. Special low-flow models are designed to deliver oil in situations where air flow is less than 1 scfm.

MID-SIZE LUBRICATORS

Port sizes 1/4, 3/8, 1/2. Sight-feed design and modular or inline mounting. Polycarbonate bowl with zinc die-cast shatterguard or zinc bowl. Air flow to 110 scfm (52 l/s). 4-ounce (120-ml) bowl capacity.

AIR LINE LUBRICATOR Instructional Information



MD4™ LUBRICATORS

Port sizes 3/8, 1/2, 3/4. Sight-feed design and modular or inline mounting. Zinc head. Aluminum bowl with clear nylon sight glass. Air flow to 170 scfm (80 l/s). 9-ounce (270-ml) and 15-ounce (450-ml) bowls.

FULL-SIZE LUBRICATORS

Port sizes 1/4, 3/8, 1/2. Either wick-feed or sight-feed design; modular or inline mounting. Air flows up to 140 scfm (66 l/s). Zinc head. Polycarbonate bowl with steel shatterguard or zinc bowl. 8-ounce (240-ml) zinc bowls.

HIGH-CAPACITY LUBRICATORS

Port sizes 3/4 to 1-1/2. Either wick-feed or sight-feed design; inline mounting only. Air flows up to 500 scfm (235 l/s). Aluminum head. Polycarbonate bowl with steel shatterguard or aluminum bowl. 16-ounce (480-ml), 35-ounce (1030-ml), or 62-ounce (1830-ml) bowls.

MD4™

Port sizes 3/8, 1/2, 3/4. Sight-feed design and modular or inline mounting. 9-ounce or 15-ounce capacity polycarbonate bowl with steel shatterguard; optional aluminum bowl with clear nylon sight glass. Air flow to 205 scfm.



BANTAM Modular Lubricators

Ports: 1/8 & 1/4 and Tube Fittings
Flow to 25 scfm



STANDARD SPECIFICATIONS

Ambient/Media Temperature: 40° to 125°F (4° to 52°C).

Body: Acetal.

Bowl: 2-ounce (60-ml) capacity polycarbonate plastic; optional aluminum bowl.

Fluid Media: Compressed air.

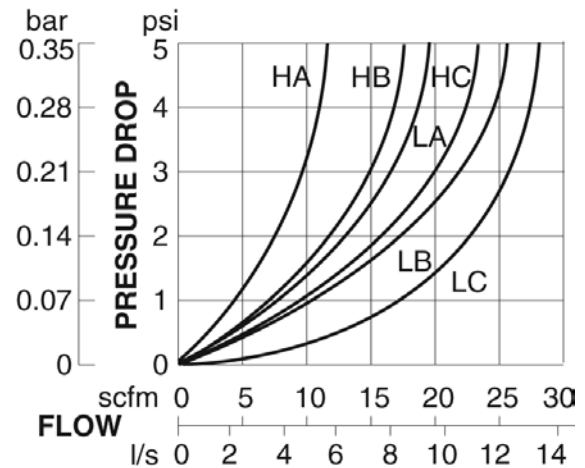
Inlet Pressure: 150 psig (10 bar) maximum.

Oil Adjustment: External, no shutoff.

Seals: Nitrile.

FEATURES:

- Modular assembly and mounting.
- Threaded ports or quick-connect fittings for tubing up to 10 mm in diameter.
- Wick-feed design.
- NPTF port threads; optional BSPP threads.



H: High Oil Delivery

L: Low Oil Delivery

A: Wick Up

B: Wick Down 1 Groove

C: Wick Down 2 Grooves

Inlet Pressure: 100 psig (7 bar)

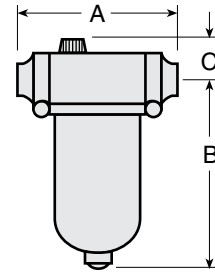
Minimum Flow: 1 scfm (0.47 l/s)

BANTAM Modular Lubricators

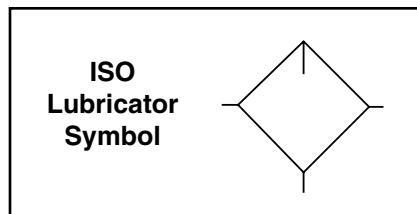
Ports: 1/8 & 1/4 and Tube Fittings Flow to 25 scfm

DIMENSIONS inches (mm)

Ports	A	B †	C	Depth	Weight lb (kg)
No Port	1.7 (43)	3.6 (91)	0.9 (22)	1.8 (45)	0.17 (0.08)
1/8, 1/4	3.0 (76)	3.6 (91)	0.9 (22)	1.8 (45)	0.37 (0.17)
Models below have quick-connect fittings for tubing.					
1/4	3.4 (86)	3.6 (91)	0.9 (22)	1.8 (45)	0.37 (0.17)
3/8	3.9 (99)	3.6 (91)	0.9 (22)	1.8 (45)	0.37 (0.17)
4 mm	3.4 (86)	3.6 (91)	0.9 (22)	1.8 (45)	0.37 (0.17)
6 mm	3.4 (86)	3.6 (91)	0.9 (22)	1.8 (45)	0.37 (0.17)
8 mm	3.1 (79)	3.6 (91)	0.9 (22)	1.8 (45)	0.37 (0.17)
10 mm	3.9 (99)	3.6 (91)	0.9 (22)	1.8 (45)	0.37 (0.17)



† Dimension is for plastic bowl; metal bowl is 3.8 (97).



Port Size	Air Flow scfm (l/s)	Models with Pipe Ports*		Models with Tube Fittings*	
		Plastic Bowl	Metal Bowl	Plastic Bowl	Metal Bowl
1/8	1-25 (.5-12)	5B01B0005	5B01B0006	—	—
1/4	1-25 (.5-12)	5B02B0005	5B02B0006	5B03B0005	5B03B0006
3/8	1-25 (.5-12)	—	—	5B04B0005	5B04B0006
4mm	1-25 (.5-12)	—	—	5B05B0005	5B05B0006
6mm	1-25 (.5-12)	—	—	5B06B0005	5B06B0006
8mm	1-25 (.5-12)	—	—	5B07B0005	5B07B0006
10mm	1-25 (.5-12)	—	—	5B08B0005	5B08B0006

* To order a lubricator with quick-fill cap, add 2 to the last digit in the model number, e.g., model 5B01B0005 with quick-fill cap becomes model number 5B01B0007.

NOTE: For BSPP threads, add the letter "C" in front of the part number.

MINIATURE Lubricators

Ports: 1/8 & 1/4
Flow to 25 scfm



STANDARD SPECIFICATIONS

Ambient/Media Temperature:

Plastic bowl: 40° to 125°F (4° to 52°C).
 Metal bowl: 40° to 150°F (4° to 66°C).

Body: Aluminum.

Bowl: 2-ounce (60-ml) capacity polycarbonate plastic; optional aluminum bowl.

Fluid Media: Compressed air.

Inlet Pressure:

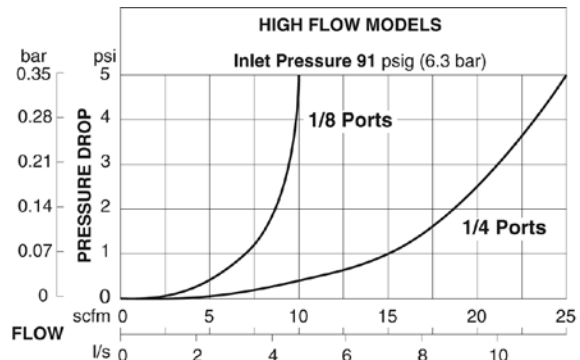
Plastic bowl: 150 psig (10 bar) maximum.
 Metal bowl: 200 psig (14 bar) maximum.

Oil Adjustment: Internal, tamper-proof.

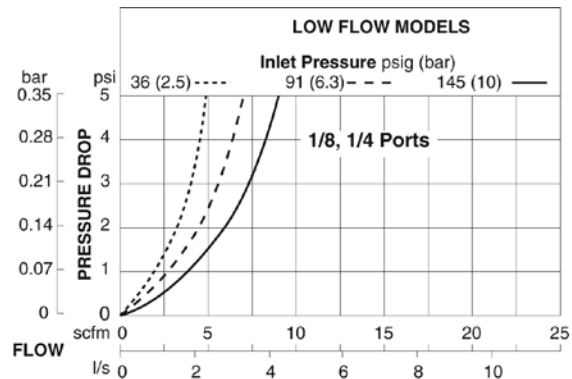
Seals: Nitrile.

FEATURES:

- Inline mounting.
- High-strength polycarbonate plastic bowl; optional aluminum bowl.
- Low-flow models are designed to deliver oil in extremely low-flow (less than 1 scfm) situations.
- Wick-feed design in both high-flow and low-flow lubricators.
- Internal tamper-resistant adjustment.
- NPTF port threads; optional BSPP threads.



Minimum Flow: 1/8 port, 2 scfm (0.94 l/s)
 1/4 port, 6 scfm (2.8 l/s)



Minimum Flow: 1 scfm (0.47 l/s)

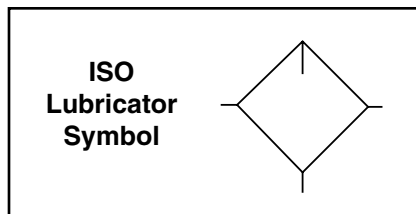
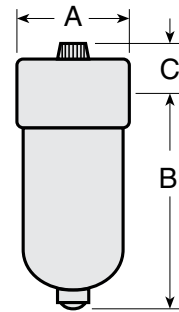
MINIATURE Lubricators

Ports: 1/8 & 1/4
Flow to 25 scfm

DIMENSIONS inches (mm)

Bowl	A	B	C	Depth	Weight lb (kg)
Plastic	1.6 (41)	3.6 (91)	0.7 (17)	1.6 (41)	0.21 (0.10)
Metal	1.6 (41)	3.8 (97)	0.7 (17)	1.6 (41)	0.21 (0.10)

See Compatible Lubricants and CAUTIONS about polycarbonate plastic bowls on page 131.



Port Size	Type	Model Numbers*		Reservoir ounces (ml)
		Plastic Bowl	Metal Bowl	
1/8	High Flow	5111B1010	5112B1010	2.0 (59)
	Low Flow	5111B1012	5112B1012	2.0 (59)
1/4	High Flow	5111B2010	5112B2010	2.0 (5.9)
	Low Flow	5111B2012	5112B2012	2.0 (5.9)

*To order a lubricator with quick-fill cap, change the third digit from the end of the model number from "0" to "1," e.g., model 5111B1010 with quick-fill cap becomes model 5111B1110.

NOTE: For BSPP threads, add the letter "C" in front of the part number.

MID-SIZE Modular Lubricators

Ports: 1/4, 3/8, 1/2
Flow to 110 scfm



STANDARD SPECIFICATIONS

Ambient/Media Temperature:

Plastic bowl: 40° to 125°F (4° to 52°C).

Metal bowl: 40° to 175°F (4° to 79°C).

Body: Zinc.

Bowl: 4-ounce (120-ml) polycarbonate plastic with zinc shatterguard; optional zinc bowl.

Fluid Media: Compressed air.

Inlet Pressure:

Plastic bowl: 150 psig (10 bar) maximum.

Metal bowl: 200 psig (14 bar) maximum.

Oil Adjustment: External, tamper-resistant.

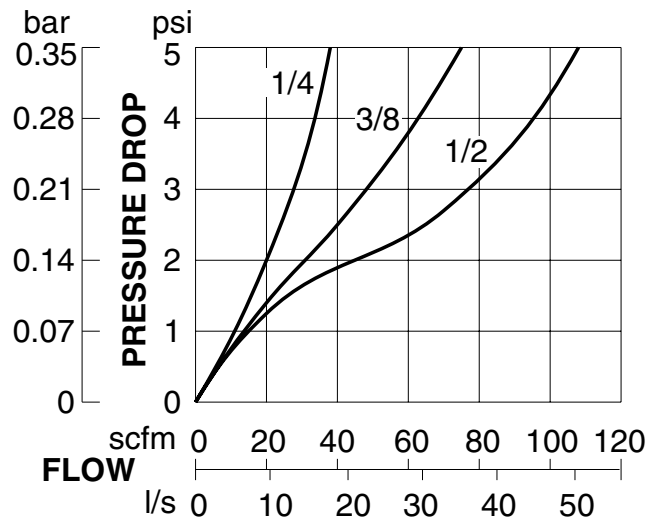
Sight Dome: Nylon.

Seals: Nitrile.

FEATURES:

- Modular or inline mounting.
- High-strength polycarbonate plastic bowl with zinc shatterguard. Optional zinc bowl.
- Sight-feed design.
- External tamper-resistant adjustment.
- NPTF port threads; optional SAE or BSPP threads.

Inlet Pressure: 100 psig (7 bar)



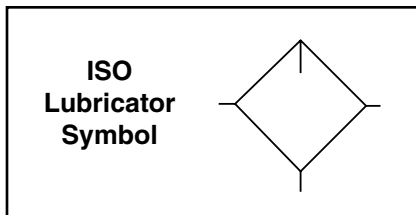
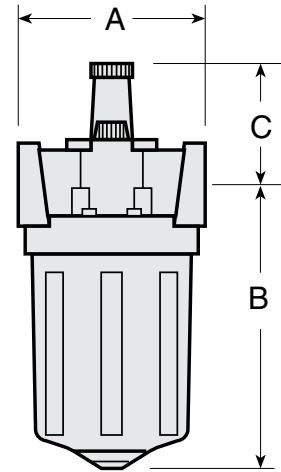
Minimum Flow: 2 scfm (0.94 l/s)

MID-SIZE Modular Lubricators

Ports: 1/4, 3/8, 1/2
Flow to 110 scfm

DIMENSIONS inches (mm)

Bowl	A	B	C	Depth	Weight lb (kg)
Plastic	2.7 (68)	4.1 (103)	1.8 (46)	2.4 (60)	1.06 (0.48)
Metal	2.7 (68)	4.1 (103)	1.8 (46)	2.4 (60)	1.50 (0.68)



Port Size	Type	Air Flow scfm (l/s)	Model Numbers*		Reservoir ounces (ml)
			Plastic Bowl	Metal Bowl	
1/4	Sight-feed	2-40 (1-19)	5111B2007	5112B2007	4.0 (118)
3/8	Sight-feed	2-75 (1-35)	5111B3007	5112B3007	4.0 (118)
1/2	Sight-feed	2-110 (1-52)	5111B4007	5112B4007	4.0 (118)

*To order a lubricator with quick-fill cap, change the third digit from the end of the model number from "0" to "1," e.g., model 5111B2007 with quick-fill cap becomes model 5111B2107.

NOTE: For BSPP threads, add the letter "C" in front of the part number.

FULL-SIZE Lubricators

Ports: 1/4, 3/8, 1/2, 3/4
Flow to 140 scfm



FEATURES:

- Modular or inline mounting.
- High-strength polycarbonate plastic bowl with steel shatterguard. Optional zinc bowl with sight glass.
- Sight-feed or wick-feed design.
- External adjusting knob; removable for tamper resistance.
- NPTF port threads; optional SAE or BSPP threads.

STANDARD SPECIFICATIONS

Ambient/Media Temperature:

Plastic bowl: 40° to 125°F (4° to 52°C).
Metal bowl: 40° to 175°F (4° to 79°C).

Adjusting Knob: Acetal.

Body: Zinc.

Bowl: 8-ounce (240-ml) capacity polycarbonate plastic with steel shatterguard; optional zinc bowl with sight glass.

Bowl Ring: Aluminum.

Fluid Media: Compressed air.

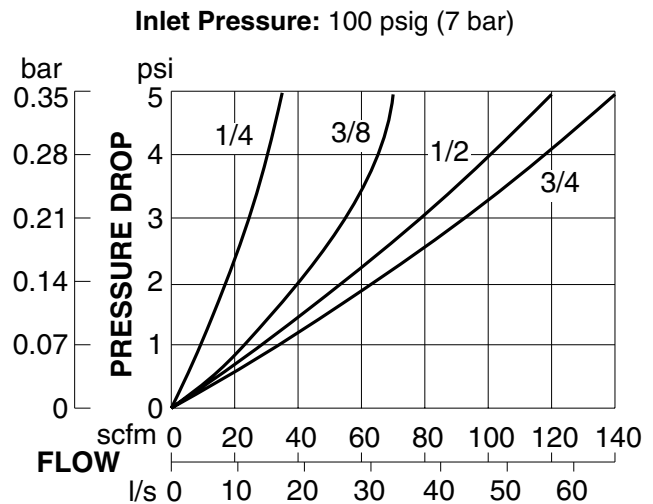
Inlet Pressure:

Plastic bowl: 150 psig (10 bar) maximum.
Metal bowl: 200 psig (14 bar) maximum.

Oil Adjustment: External, tamper-resistant.

Seals: Nitrile.

Sight Dome: Nylon.



Minimum Flow: 2 scfm (0.94 l/s)

FULL-SIZE Lubricators

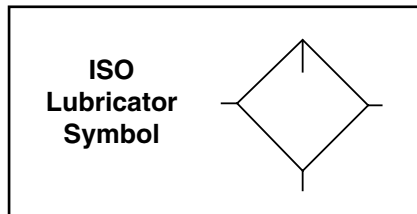
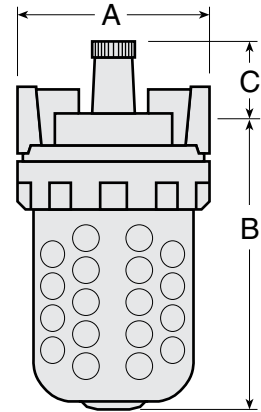
Ports: 1/4, 3/8, 1/2, 3/4
Flow to 140 scfm

Sight-Feed Design DIMENSIONS inches (mm)

Bowl	A	B	C	Depth	Weight lb (kg)
Standard Plastic	3.5 (89)	5.2 (132)	1.3 (32)	3.5 (89)	2.06 (0.94)
Standard Metal	3.5 (89)	5.3 (135)	1.3 (32)	3.5 (89)	2.90 (1.32)

Wick-Feed Design DIMENSIONS inches (mm)

Bowl	A	B	C	Depth	Weight lb (kg)
Standard Plastic	3.5 (89)	5.2 (132)	0.7 (17)	3.5 (89)	2.25 (1.02)
Standard Metal	3.5 (89)	5.3 (135)	0.7 (17)	3.5 (89)	2.85 (1.30)



Port Size	Air Flow scfm (l/s)	Sight-feed Models*		Wick-feed Models*		Reservoir Ounces (ml)
		Plastic Bowl**	Metal Bowl	Plastic Bowl**	Metal Bowl	
1/4	35 (18)	5111B2008	5112B2008	—	—	8.0 (236)
1/4	35 (18)	—	—	5111B2014	5112B2014	8.0 (236)
3/8	68 (33)	5111B3008	5112B3008	—	—	8.0 (236)
3/8	68 (33)	—	—	5111B3014	5112B3014	8.0 (236)
1/2	120 (57)	5111B4008	5112B4008	—	—	8.0 (236)
1/2	120 (57)	—	—	5111B4014	5112B4014	8.0 (236)
3/4	140 (65)	5111B5008	5112B5008	—	—	8.0 (236)
3/4	140 (65)	—	—	5111B5014	5112B5014	8.0 (236)

*To order a lubricator with quick-fill cap, change the third digit from the end of the model number from "0" to "1," e.g., model 5111B2008 with quick-fill cap becomes model 5111B2108.

** Plastic bowl includes metal bowl guard.

NOTE: For BSPP threads, add the letter "C" in front of the part number.



MD4™ Modular Lubricators

Ports: 3/8, 1/2, 3/4
Flow to 205 scfm



FEATURES:

- Modular or inline mounting.
- Sight-feed design; transparent dome shows how much oil is being dispensed.
- External adjusting knob, removable for tamper resistance.
- Polycarbonate plastic bowl with steel shatterguard; optional aluminum bowl with sight glass.
- Optional extended metal bowl.
- All working parts can be replaced with a single service cartridge.
- NPTF port threads; optional SAE or BSPP threads.

STANDARD SPECIFICATIONS

Ambient/Media Temperature:

Plastic bowl: 40° to 125°F (4° to 52°C).

Metal bowl: 40° to 175°F (4° to 79°C).

Body: Zinc.

Bowl: 9-ounce (270-ml) capacity polycarbonate plastic with steel shatterguard; optional aluminum bowl with clear nylon sight glass. Optional 15-ounce (450-ml) extended aluminum bowl with two clear nylon sight glass.

Bowl Ring: Nylon.

Cap Color: Gold. Gray, yellow, red, and blue optional.

Fluid Media: Compressed air.

Inlet Pressure:

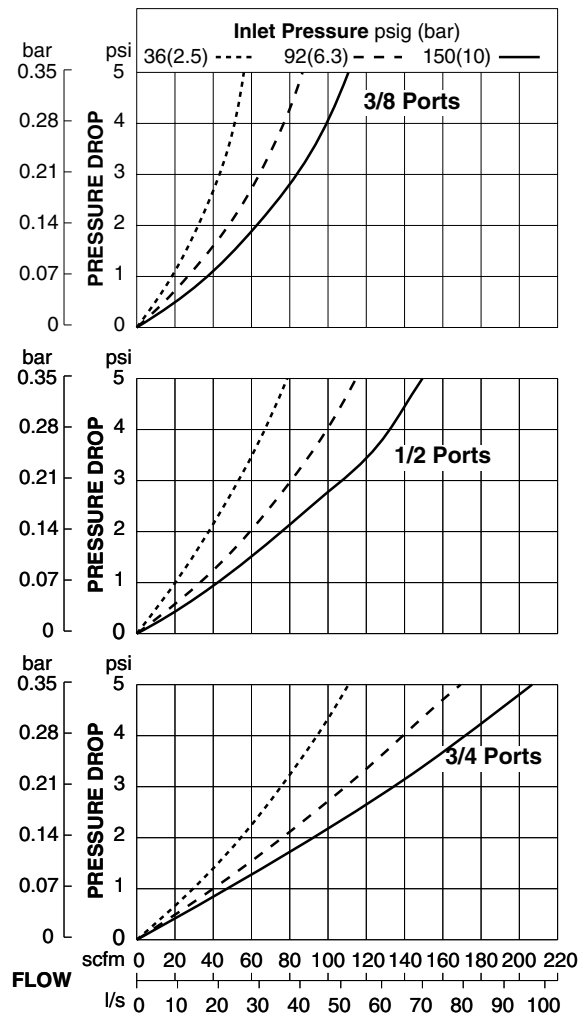
Plastic bowl: 150 psig (10 bar).

Metal bowl: 200 psig (14 bar).

Oil Adjustment: External; tamper resistant.

Seals: Nitrile.

Sight-Feed Dome: Nylon.



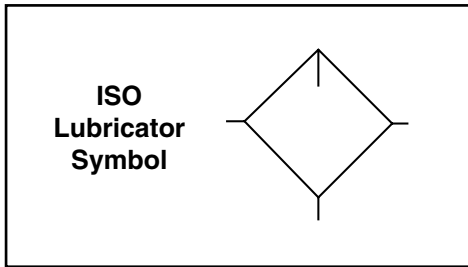
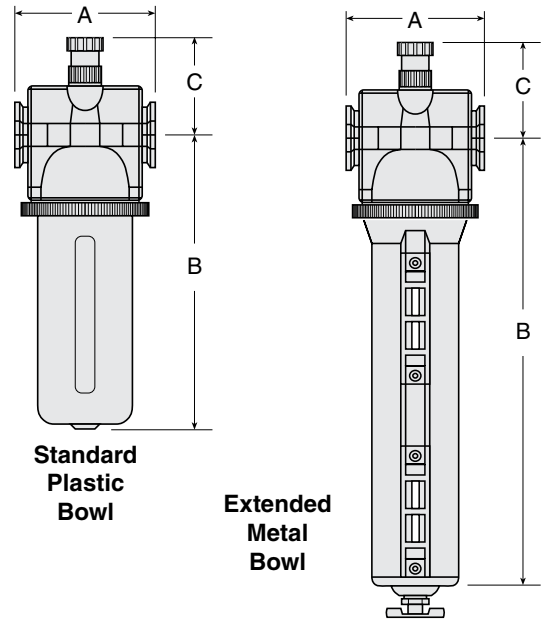
MD4™ Modular Lubricators

Ports: 3/8, 1/2, 3/4
Flow to 205 scfm

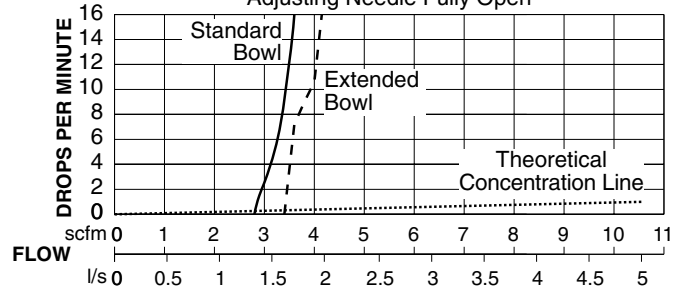
DIMENSIONS inches (mm)

Bowl	A	B †	C	Depth	Weight lb (kg)
9-ounce Plastic	3.5 (88)	7.1 (179)	2.2 (56)	2.9 (73)	2.0 (0.91)
9-ounce Metal	3.5 (88)	7.4 (188)	2.2 (56)	3.1 (79)	2.0 (0.91)
Extended Metal	3.5 (88)	10.6 (269)	2.2 (56)	3.1 (79)	2.2 (1.00)

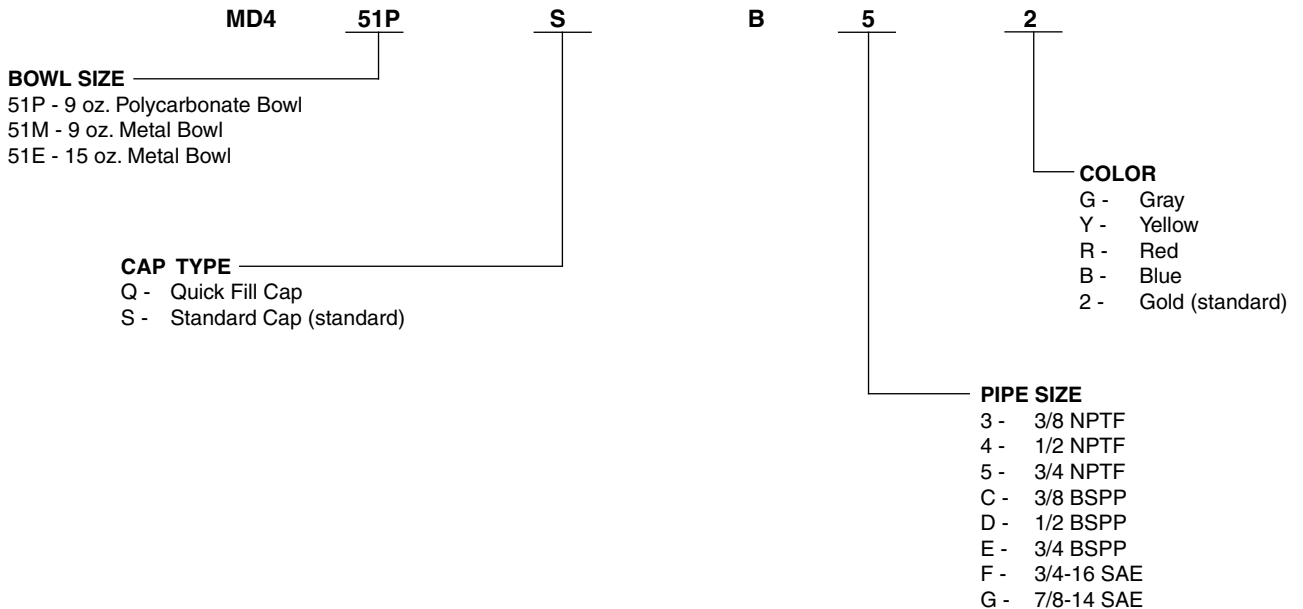
† Bowl removal clearance: add 3.1 (79) for 9-ounce bowl; 6.1 (155) for extended bowl.



Maximum Oil Feed Rates at Minimum Flow
 Adjusting Needle Fully Open



ORDERING INFORMATION



HIGH-CAPACITY Lubricators

Ports: 3/4, 1, 1-1/2
Flow to 500 scfm



FIGURE A - With Polycarbonate Bowl



FIGURE B - With Metal Bowl

FEATURES:

- Inline mounting.
- High-strength polycarbonate plastic bowl with steel shatterguard. Optional aluminum bowl with sight glass.
- Sight-feed or wick-feed design.
- External adjusting knob; removable for tamper resistance (sight-feed).
- Internal adjustment (wick-feed).
NPTF port threads; optional SAE or BSPP threads.

STANDARD SPECIFICATIONS

Ambient/Media Temperature:

Plastic bowl: 40° to 125°F (4° to 52°C).

Metal bowl: 40° to 175°F (4° to 79°C).

Body: Aluminum.

Bowl (FIGURE A): 16-ounce (480-ml) capacity polycarbonate plastic with steel shatterguard. Optional aluminum bowl with sight glass.

Bowl (FIGURE B): 35-ounce (1030-ml) aluminum bowl with sight glass or optional ext. metal bowl. 62-ounce (1830-ml) with two sight glasses.

Bowl Ring: Aluminum.

Fluid Media: Compressed air.

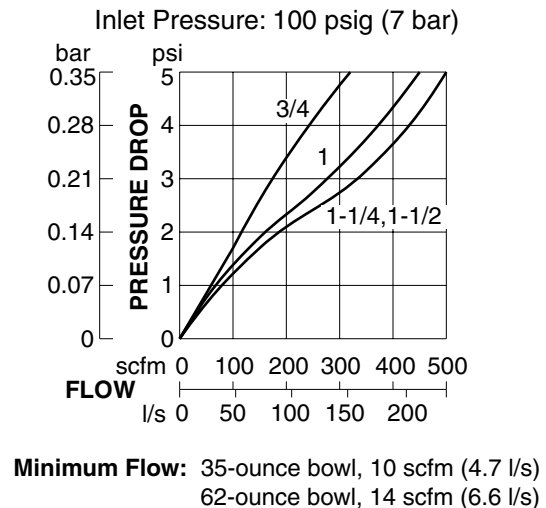
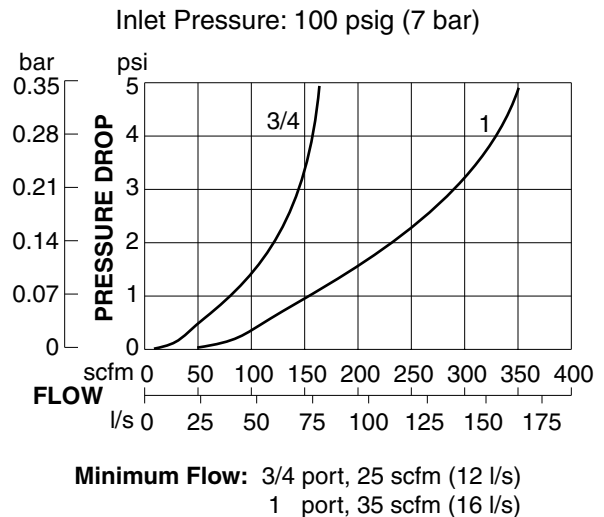
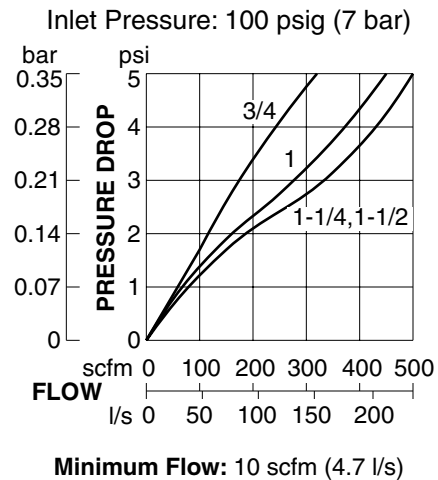
Inlet Pressure: Plastic bowl: 150 psig (10 bar) maximum.

Metal bowl: 200 psig (14 bar) maximum.

Oil Adjustment: External, tamper-resistant or internal.

Seals: Nitrile.

Sight Dome: Nylon.

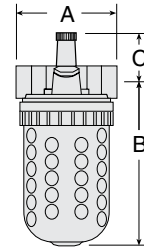


HIGH-CAPACITY Lubricators

Ports: 3/4, 1, 1-1/2
Flow to 500 scfm

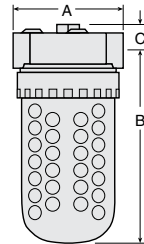
DIMENSIONS inches (mm) Sight-feed, 16 oz.

Bowl	A	B	C	Depth	Weight lb (kg)
Plastic	4.6 (118)	8.2 (208)	1.4 (37)	4.2 (106)	2.63 (1.21)
Metal	4.6 (118)	7.3 (185)	1.4 (37)	4.2 (106)	2.85 (1.30)



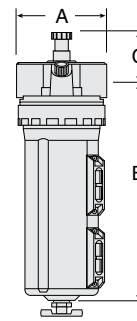
DIMENSIONS inches (mm) Wick-feed, 16 oz.

Bowl	A	B	C	Depth	Weight lb (kg)
Plastic	4.3 (108)	7.7 (195)	0.8 (21)	4.3 (108)	2.88 (1.31)
Metal	4.3 (108)	8.2 (208)	0.8 (21)	4.3 (108)	3.00 (1.36)

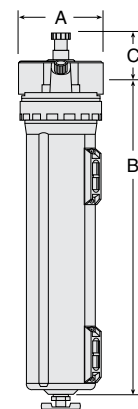


DIMENSIONS inches (mm) Sight-feed, 35 oz.

Port	A	B	C	Depth	Weight lb (kg)
3/4	4.3 (108)	10.2 (259)	2.0 (51)	4.2 (106)	2.56 (1.16)
1	4.3 (108)	10.6 (268)	1.6 (41)	4.2 (106)	2.56 (1.16)
1-1/4	4.3 (108)	10.6 (268)	1.6 (41)	4.2 (106)	2.56 (1.16)
1-1/2	4.3 (108)	10.6 (268)	1.6 (41)	4.2 (106)	2.56 (1.16)



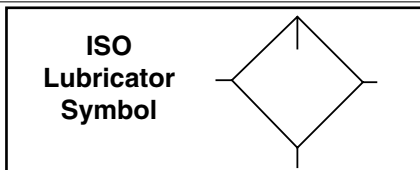
Standard Bowl



Extended Bowl

The following have extended bowls 62 oz. (1830-ml)

3/4	4.3 (108)	15.8 (400)	2.0 (51)	4.2 (106)	3.38 (1.64)
1	4.3 (108)	16.1 (410)	1.6 (41)	4.2 (106)	3.38 (1.64)
1-1/4	4.3 (108)	16.1 (410)	1.6 (41)	4.2 (106)	3.38 (1.64)
1-1/2	4.3 (108)	16.1 (410)	1.6 (41)	4.2 (106)	3.38 (1.64)



ISO Lubricator Symbol

Sight-feed Models*

Wick-feed Models*

Port Size	Sight-feed Models*		Wick-feed Models*		Reservoir Ounces (ml)
	Plastic Bowl**	Metal Bowl	Plastic Bowl**	Metal Bowl	
3/4	5111B5009	5112B5009	5111B5011	5112B5011	16
	—	5112B5019	—	—	35
	—	5112B5029	—	—	62
1	5111B6009	5112B6009	5111B6011	5112B6011	16
	—	5112B6019	—	—	35
	—	5112B6029	—	—	62
1-1/4	5111B7009	5112B7009	—	—	16
	—	5112B7019	—	—	35
	—	5112B7029	—	—	62
1-1/2	5111B8009	5112B8009	—	—	16
	—	5112B8019	—	—	35
	—	5112B8029	—	—	62

*To order a lubricator with quick-fill cap, change the third digit from the end of the model number from "0" to "1," e.g., model 5111B5009 with quick-fill cap becomes model 5111B5109.

** Plastic bowl includes metal bowl guard.

NOTE: For BSPP threads, add the letter "C" in front of the part number.



BANTAM Modular FRLs

Integrated Filter/Regulator plus Lubricator

Ports: 1/8 & 1/4 and Tube Fittings

Flow to 23 scfm



STANDARD SPECIFICATIONS

Ambient/Media Temperature:

40° to 125°F (4° to 52°C).

Bowls: 2-ounce (60-ml) capacity polycarbonate plastic bowls or aluminum bowls.

Filter Drain: Internal automatic drain; optional manual drain.

Filter Element: 5- μ m-rated polyethylene.

Filter/Regulator & Lubricator Bodies: Acetal.

Fluid Media: Compressed air.

Inlet Pressure:

15 psig (1 bar) minimum with automatic drain.

150 psig (10 bar) maximum.

Oil Adjustment: External, no shutoff.

Outlet Pressure: Adjustable up to 100 psig (7 bar).

Pressure Gauge: 0 to 160 psig (10.3 bar); 1/8 NPT gauge ports front and rear.

Panel Mounting: 1-3/16 inch (30 mm) hole required.

Regulator Dome and Knob: Acetal.

Seals: Nitrile.

FEATURES:

- Filter and regulator consolidated in a single assembly; wick-feed lubricator.
- Modular assembly and mounting.
- Threaded ports or quick-connect fittings for tubing up to 10 mm in diameter.
- 5- μ m-rated polyethylene filter element.
- High-strength polycarbonate plastic bowls or aluminum bowls.
- Internal automatic filter drain; optional manual drain.
- Piston-type regulator or diaphragm-type.
- Self-relieving regulator; non-relieving optional.
- Pressure gauge.
- NPTF port threads; optional BSPP threads.

AIR FLOW DATA

See *Flow Charts* for individual assembly components on preceding pages.

BANTAM Modular FRLs

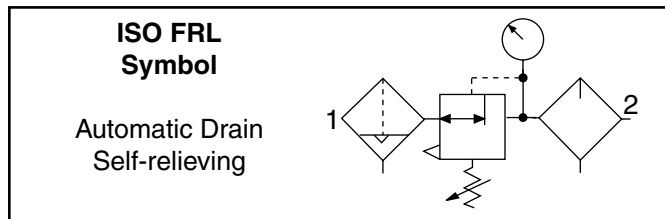
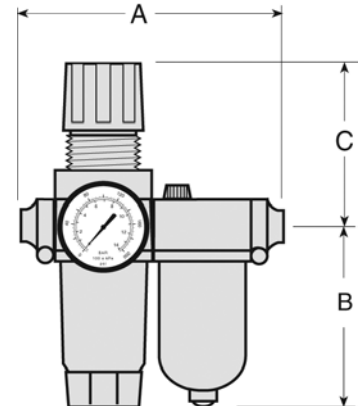
Integrated Filter/Regulator plus Lubricator

Ports: 1/8 & 1/4 and Tube Fittings
Flow to 23 scfm

DIMENSIONS inches (mm)

Ports	A	B	C	Depth †	Weight lb (kg)
1/8, 1/4	4.6 (117)	3.6 (92)	2.6 (67)	1.8 (45)	0.57 (0.32)
Models below have quick-connect fittings for tubing.					
1/4	5.0 (127)	3.6 (92)	2.6 (67)	1.8 (45)	0.55 (0.31)
3/8	5.6 (142)	3.6 (92)	2.6 (67)	1.8 (45)	0.55 (0.31)
4 mm	5.1 (130)	3.6 (92)	2.6 (67)	1.8 (45)	0.55 (0.31)
6 mm	5.1 (130)	3.6 (92)	2.6 (67)	1.8 (45)	0.55 (0.31)
8 mm	4.7 (120)	3.6 (92)	2.6 (67)	1.8 (45)	0.55 (0.31)
10 mm	5.6 (142)	3.6 (92)	2.6 (67)	1.8 (45)	0.55 (0.31)

† Less gauge.



REPLACEMENT FILTER ELEMENT KIT

Element Type	Kit Number
5-µm polyethylene (Std element).....	933K77

PISTON TYPE

Port Size	Automatic Drain Models		Manual Drain Models	
	Plastic Bowl	Metal Bowl	Plastic Bowl	Metal Bowl
THREADED				
1/8	5D01C0115	5D01C0216	5D01C0315	5D01C0416
1/4	5D02C0115	5D02C0216	5D02C0315	5D02C0416
TUBE FITTINGS				
1/4	5D03C0115	5D03C0216	5D03C0315	5D03C0416
3/8	5D04C0115	5D04C0216	5D04C0315	5D04C0416
4mm	5D05C0115	5D05C0216	5D05C0315	5D05C0416
6mm	5D06C0115	5D06C0216	5D06C0315	5D06C0416
8mm	5D07C0115	5D07C0216	5D07C0315	5D07C0416
10mm	5D08C0115	5D08C0216	5D08C0315	5D08C0416

Change the ninth digit to "7" for quick fill lubricator cap e.g. 5D01C0117.
 For diaphragm type regulator, change eighth digit to "2", e.g. 5D01C0125.

NOTE: For BSPP threads, add the letter "C" in front of the part number.



MINIATURE FRLs

Integrated Filter/Regulator plus Lubricator

Ports: 1/8 & 1/4
Flow to 24 scfm



FEATURES:

- Filter and regulator consolidated in a single assembly; wick-feed lubricator.
- Inline mounting.
- 5- μ m-rated polyethylene filter element.
- High-strength polycarbonate plastic bowls or aluminum bowls.
- Internal automatic filter drain; optional manual drain.
- Piston-type regulator or diaphragm-type.
- Self-relieving regulator; non-relieving optional.
- Pressure gauge.
- NPTF port threads; optional BSPP threads or fittings for tubing up to 10 mm.

STANDARD SPECIFICATIONS

Ambient/Media Temperature:

Plastic bowls: 40° to 125°F (4° to 52°C).

Metal bowls: 40° to 175°F (4° to 79°C).

Bodies: Aluminum for filter/regulator and lubricator.

Bowls: 2-ounce (60-ml) capacity polycarbonate plastic bowls or aluminum bowls.

Filter Drain: Internal automatic drain; optional manual drain.

Filter Element: 5- μ m-rated polyethylene.

Fluid Media: Compressed air.

Inlet Pressure:

15 psig (1 bar) minimum with automatic drain.

Plastic bowls: 150 psig (10 bar) maximum.

Metal bowls: 200 psig (13.7 bar) maximum.

Oil Adjustment: Internal; tamper-resistant.

Outlet Pressure: Adjustable up to 100 psig (7 bar).

Pressure Gauge: 0 to 160 psig (10.3 bar); 1/8 NPT gauge ports front and rear.

Panel Mounting: 1-3/16 inch (30 mm) hole required.

Regulator Dome and Knob: Acetal.

Seals: Nitrile.

AIR FLOW DATA

See *Flow Charts* for individual assembly components on preceding pages.

MINIATURE FRLs

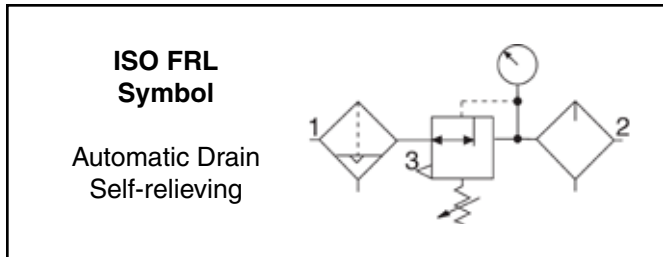
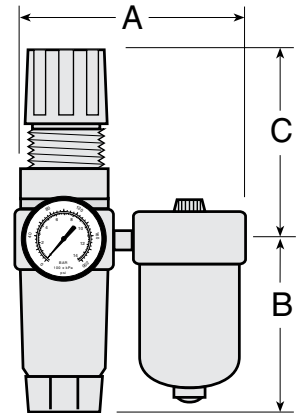
Integrated Filter/Regulator plus Lubricator

Ports: 1/8 & 1/4
Flow to 24 scfm

DIMENSIONS inches (mm)

Bowl	A	B	C	Depth †	Weight lb (kg)
Metal	4.0 (101)	3.8 (97)	2.6 (67)	1.6 (41)	0.66 (0.30)
Plastic	3.7 (94)	3.6 (92)	2.6 (67)	1.6 (41)	0.66 (0.30)

† Less gauge.



REPLACEMENT FILTER ELEMENT KIT

Element Type	Kit Number
5-µm polyethylene (Std element).....	933K77

COMBINATION FILTER & REGULATOR* (piston type) & Lubricator** (High Flow)

Port Size	Automatic Drain Models		Manual Drain Models	
	Plastic Bowl	Metal Bowl	Plastic Bowl	Metal Bowl
1/8	5351C1006	5352C1006	5351C1005	5352C1005
1/4	5351C2006	5352C2006	5351C2005	5352C2005

COMBINATION FILTER & REGULATOR* (diaphragm type) & Lubricator** (High Flow)

Port Size	Automatic Drain Models		Manual Drain Models	
	Plastic Bowl	Metal Bowl	Plastic Bowl	Metal Bowl
1/8	5341C1006	5342C1006	5341C1005	5342C1005
1/4	5341C2006	5342C2006	5341C2005	5342C2005

* Regulated pressure 0 - 100 psig (7 bar); gauge included. ** To order the lubricator with a quick-fill cap, change the third digit from the end of the model number from "0" to "1," e.g., model 5351C1006 with quick-fill cap becomes model 5351C1106.

Dimensions do not include pressure gauges.

NOTE: For BSPP threads, add the letter "C" in front of the part number.



MID-SIZE Modular FRLs

Integrated Filter/Regulator plus Lubricator

Ports: 1/4, 3/8, 1/2
Flow to 100 scfm



FEATURES:

- Filter and regulator consolidated in a single assembly; sight-feed lubricator.
- Modular or inline mounting.
- 5- μ m-rated polyethylene filter element.
- High-strength zinc bowls or polycarbonate plastic bowls with shatterguard.
- Internal automatic filter drain; optional manual drain.
- Self-relieving piston-type regulator; non-relieving optional.
- Pressure gauge.
- NPTF port threads; optional SAE or BSPP threads.

STANDARD SPECIFICATIONS

Ambient/Media Temperature:

40° to 125°F (4° to 52°C).

With metal bowls: 40° to 175°F (4° to 79°C).

Bodies: Zinc for filter/regulator and lubricator.

Bowls: 4-ounce (120-ml) capacity zinc bowls or polycarbonate plastic bowls with zinc shatterguard.

Filter Drain: Internal automatic drain; optional manual drain.

Filter Element: 5- μ m-rated polyethylene.

Fluid Media: Compressed air.

Inlet Pressure:

15 psig (1 bar) minimum with automatic drain.

150 psig (10 bar) maximum.

With metal bowls: 200 psig (13.7 bar) maximum.

Oil Adjustment: External; tamper-resistant.

Outlet Pressure: Adjustable up to 100 psig (7 bar).

Pressure Gauge: 0 to 200 psig (14 bar); 1/4 NPT gauge ports front and rear.

Panel Mounting: 1-9/16 inch (40 mm) hole required.

Regulator Dome and Knob: Acetal.

Seals: Nitrile.

Sight Dome: Clear nylon.

AIR FLOW DATA

See *Flow Charts* for individual assembly components on preceding pages.

MID-SIZE Modular FRLs

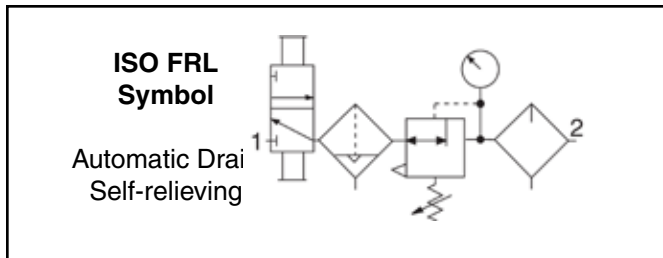
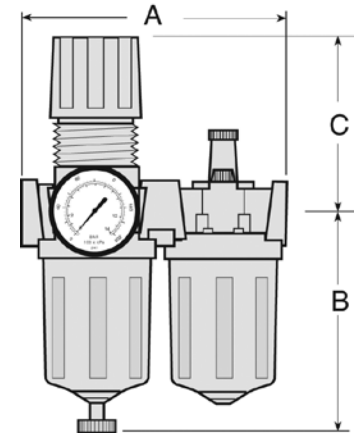
Integrated Filter/Regulator plus Lubricator

Ports: 1/4, 3/8, 1/2
Flow to 100 scfm

DIMENSIONS inches (mm)

Bowl	A	B	C	Depth †	Weight lb (kg)
Metal	4.9 (124)	4.6 (116)	3.3 (83)	2.4 (61)	2.94 (1.34)
Plastic	4.9 (124)	4.6 (116)	3.3 (83)	2.4 (61)	2.94 (1.34)

† Less gauge.



REPLACEMENT FILTER ELEMENT KIT

Element Type	Kit Number
5-µm polyethylene (Std element).....	936K77

COMBINATION FILTER, REGULATOR* & LUBRICATOR (Includes 2 female port kits)

Port Size	Automatic Drain Models		Manual Drain Models	
	Plastic Bowl	Metal Bowl	Plastic Bowl	Metal Bowl
1/4	5N11B2111	5N11B2212	5N11B2311	5N11B2412
3/8	5N11B3111	5N11B3212	5N11B3311	5N11B3412
1/2	5N11B4111	5N11B4212	5N11B4311	5N11B4412

* Piston type; regulated pressure 0 - 100 psig (7 bar); gauge included.

NOTE: For BSPP threads, add the letter "C" in front of the part number.

FULL-SIZE Sight-Feed Modular FRLs

Integrated Filter/Regulator plus Lubricator

Ports: 1/4, 3/8, 1/2, 3/4
Flow to 140 scfm



FEATURES:

- Filter and regulator consolidated in a single assembly; sight-feed lubricator.
- Modular or inline mounting.
- 5- μ m-rated polyethylene filter element.
- Zinc bowls with clear nylon sight glasses or polycarbonate plastic bowls with steel shatterguard.
- Internal automatic filter drain; optional manual drain or external automatic drain.
- Self-relieving diaphragm-type regulator; non-relieving optional.
- Pressure gauge.
- NPTF port threads; optional SAE or BSPP threads.

STANDARD SPECIFICATIONS

Ambient/Media Temperature:

40° to 125°F (4° to 52°C).

With metal bowls: 40° to 175°F (4° to 79°C).

Bodies: Zinc for filter/regulator and lubricator.

Bowls: 8-ounce (240-ml) capacity zinc bowls with clear nylon sight glasses or polycarbonate plastic bowls with steel shatterguards.

Bowl Rings: Nylon.

Filter Drain: Internal automatic drain; optional manual drain or external automatic drain.

Filter Element: 5- μ m-rated polyethylene.

Fluid Media: Compressed air.

Inlet Pressure:

15 psig (1 bar) minimum with automatic drain.
150 psig (10 bar) maximum.

With metal bowls: 200 psig (13.7 bar) maximum.

Oil Adjustment: External; tamper-resistant.

Outlet Pressure: Adjustable up to 125 psig (8.6 bar).

Pressure Adjustment Locking Key: Removable.

Pressure Gauge: 0 to 200 psig (14 bar); 1/4 NPT gauge ports front and rear.

Regulator: Nylon dome; acetal knob.

Seals: Nitrile.

Sight Dome: Clear nylon.

AIR FLOW DATA

See *Flow Charts* for individual assembly components on preceding pages.

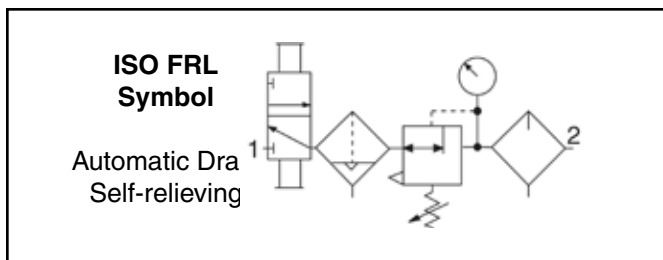
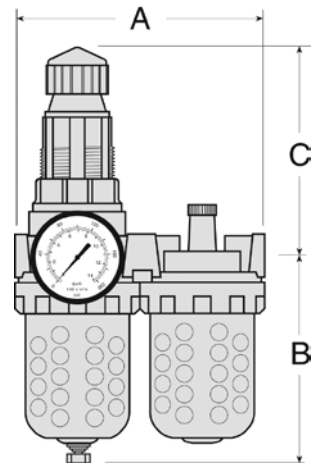
FULL-SIZE Sight-Feed Modular FRLs Integrated Filter/Regulator plus Lubricator

Ports: 1/4, 3/8, 1/2, 3/4
Flow to 140 scfm

DIMENSIONS inches (mm)

A	B	C	Depth †	Weight † lb (kg)
6.7 (170)	5.8 (147)	3.3 (84)	3.5 (89)	5.94 (2.69)

† Less gauge.



REPLACEMENT FILTER ELEMENT KIT

Element Type	Kit Number
5-µm polyethylene (Std element).....	939K77

COMBINATION FILTER, REGULATOR* & LUBRICATOR (Includes 2 female port kits)

Port Size	Automatic Drain Models		Manual Drain Models	
	Plastic Bowl	Metal Bowl	Plastic Bowl	Metal Bowl
1/4	5E11B2121	5E11B2222	5E11B2321	5E11B2422
3/8	5E11B3121	5E11B3222	5E11B3321	5E11B3422
1/2	5E11B4121	5E11B4222	5E11B4321	5E11B4422
3/4	5E11B5121	5E11B5222	5E11B5321	5E11B5422

*Diaphragm type; regulated pressure 0 – 125 psig (8.6 bar); gauge included.

Plastic bowl includes metal bowl guard.

NOTE: Each regulator comes complete with a gauge.

For pipe nipple version, change the third and fourth digits to zero (0), e.g. 5E11B2321 becomes 5E00B2321.

For quick fill lubricator cap, change last digit to four (4), e.g. 5E11B2422 becomes 5E11B2424.

For wick-feed lubricator, change last digit to six (6), e.g., 5E11B4422 becomes 5E11B4426.

For wick-feed lubricator with quick fill cap, change last digit to eight (8), e.g., 5E11B2402 becomes 5E11B2408.

NOTE: For BSPP threads, add the letter "C" in front of the part number.



MD4™ FRLs

Integrated Filter/Regulators plus Lubricator

Ports: 3/8, 1/2, 3/4
Flow to 205 scfm



FEATURES:

- Filter and regulator consolidated in a single assembly; sight-feed lubricator.
- Modular or inline mounting.
- 5- μ m-rated polyethylene filter element; optional 40- μ m element.
- Aluminum bowl with clear nylon sight glass or polycarbonate plastic bowl with steel shatterguard.
- Internal automatic filter drain; optional manual drain, or electronic drain.
- Optional extended aluminum lubricator bowl with sight glass.
- Self-relieving diaphragm-type regulator; non-relieving optional.
- Pressure gauge; two gauge ports.
- NPTF port threads; optional SAE or BSPP threads.

STANDARD SPECIFICATIONS

Ambient/Media Temperature:

Metal bowls: 40° to 175°F (4° to 79°C).
Plastic bowls: 40° to 125°F (4° to 52°C).

Bowls: 9-ounce (270-ml) capacity aluminum bowl with clear nylon sight glass or polycarbonate plastic bowl with steel shatterguard. Optional 15-ounce (450-ml) extended aluminum lubricator bowl with clear nylon sight glass.

Cap Colors: Filter/regulator, black only. Lubricator, gold. Gray, yellow, red, and blue optional.

Filter Drain: Internal automatic drain; optional manual drain, or electronic drain.

Filter Element: 5- μ m-rated polyethylene; optional 40- μ m element.

Fluid Media: Compressed air.

Heads: Zinc.

For mounting options, see page 130.

Inlet Pressure:

15 psig (1 bar) minimum with automatic drain.
Metal bowls: 200 psig (13.7 bar) maximum.
Plastic bowls: 150 psig (10 bar) maximum.

Oil Adjustment: External; tamper-resistant.

Outlet Pressure: Adjustable up to 125 psig (8.6 bar).

Pressure Adjustment Locking Key: Removable.

Pressure Gauge: 0 to 200 psig (14 bar); 1/4 NPT gauge ports front and rear.

Regulator Valve: Brass.

Seals: Nitrile.

Sight Dome: Clear nylon.

AIR FLOW DATA

See *Flow Charts* for individual assembly components on preceding pages.

MD4™ FRLs

Integrated Filter/Regulators plus Lubricator

Ports: 3/8, 1/2, 3/4

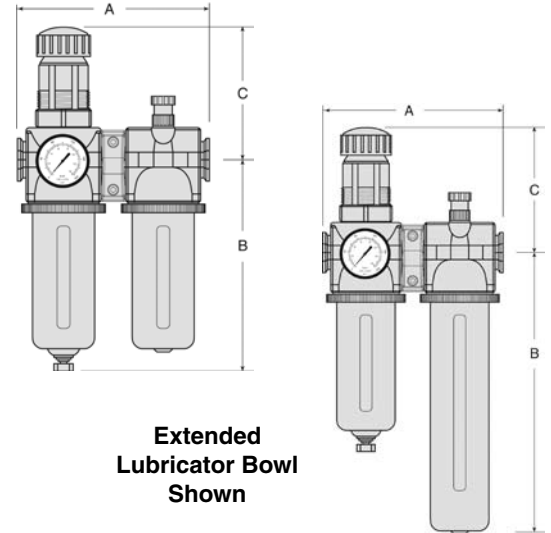
Flow to 205 scfm

DIMENSIONS inches (mm)

Bowl	A	B **	C	Depth †	Weight† lb (kg)
Standard	7.3 (186)	7.7 (195)	5.4 (137)	2.9 (73)	5.81 (2.64)
Extended	7.2 (183)	10.6 (269)	5.4 (137)	2.9 (73)	6.00 (2.73)

** Bowl removal clearance: For 9-ounce plastic bowl add 4.2 (107).
 For 9-ounce metal bowl add 4.1 (104).
 For extended bowl add 6.1 (155).

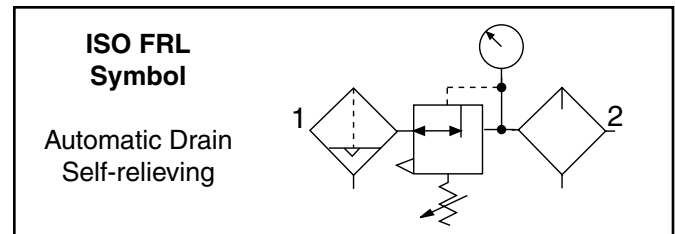
† Less gauge.



**Extended
Lubricator Bowl
Shown**

REPLACEMENT FILTER ELEMENT KITS

Element Type	Kit Number
5-µm (Std element).....	R-A115-106PE5
40-µm bronze.....	R-A115-106PE3



ORDER INFORMATION

<p>MD4 53P B B 1 B 5 2 S *</p>	<p>BOWL SIZE _____</p> <p>53P - Two 9 oz. Polycarbonate Bowl 53M - Two 9 oz. Metal Bowl 53E - 9 oz. metal on filter; 15 oz. metal on lubricator. 53F - 9 oz. polycarbonate on filter; 15 oz. metal on lubricator</p> <p>REGULATOR ADJUSTMENT RANGE _____</p> <p>A - 0-175 psig (0-12 bar) (with 0-200 psig gauge) B - 0-125 psig (0-8.6 bar) (standard) (with 0-200 psig gauge) C - 0-50 psig (0-3.4 bar) (with 0-60 psig gauge) D - 0-20 psig (0-1.3 bar) (with 0-60 psig gauge)</p> <p>FILTER ELEMENT TYPE _____</p> <p>A - 40 Micron B - 5 Micron (standard)</p> <p>FILTER REGULATOR TYPE _____</p> <p>1 - Integral (one piece) with auto drain 2 - Integral (one piece) with manual drain 3 - Integral (one piece) with electronic drain - metal bowl only 4 - Integral (one piece) with automatic external drain - metal bowl only</p>	<p>LUBRICATOR TYPE</p> <p>S - Standard Q - Quick-Fill Cap</p> <p>COLOR</p> <p>G - Gray Y - Yellow R - Red B - Blue 2 - Gold (standard)</p> <p>PIPE SIZE</p> <p>3 - 3/8 NPTF 4 - 1/2 NPTF 5 - 3/4 NPTF C - 3/8 BSPP D - 1/2 BSPP E - 3/4 BSPP F - 3/4-16 SAE G - 7/8-14 SAE</p>	<p>ADD ON LOCKOUT VALVE</p> <p>1 - Yellow Piped 2 - Gold Piped 3 - Slide Type Blank - no L-O-X® For L-O-X® information, please contact ROSS</p>
--	---	---	---



BANTAM Modular FRLs

Ports: 1/8 & 1/4
Flow to 22 scfm



STANDARD SPECIFICATIONS

Ambient/Media Temperature:

40° to 125°F (4° to 52°C).

Bodies: Acetal.

Bowls: 2-ounce (60-ml) capacity polycarbonate plastic bowls or aluminum bowls.

Filter Drain: Internal automatic drain; optional manual drain.

Filter Element: 5-µm-rated polyethylene.

Fluid Media: Compressed air.

Inlet Pressure:

15 psig (1 bar) minimum with automatic drain.
150 psig (10 bar) maximum.

Oil Adjustment: External, no shutoff.

Outlet Pressure: Adjustable up to 100 psig (7 bar).

Pressure Gauge: 0 to 160 psig (10.3 bar); 1/8 NPT gauge ports front and rear.

Panel Mounting: 1-3/16 inch (30 mm) hole required.

Regulator Dome and Knob: Acetal.

Seals: Nitrile.

FEATURES:

- Individual filter (piston-type regulator or diaphragm-type; wick-feed lubricator).
- Modular assembly and mounting.
- Threaded ports or quick-connect fittings for tubing up to 10 mm in diameter.
- 5-µm-rated polyethylene filter element.
- High-strength polycarbonate plastic bowls or aluminum bowls.
- Internal automatic filter drain; optional manual drain.
- Self-relieving regulator; non-relieving optional.
- Pressure gauge.
- NPTF port threads; optional BSPP threads.

AIR FLOW DATA

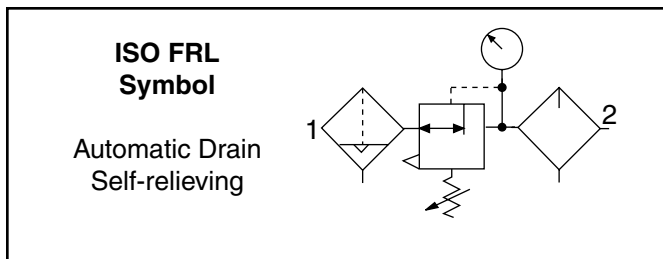
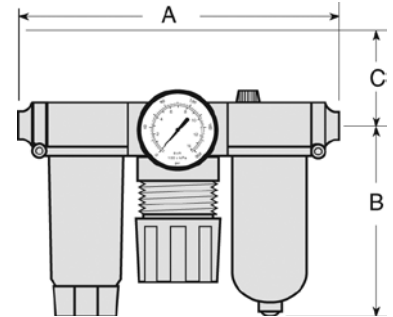
See *Flow Charts* for individual assembly components on preceding pages.

BANTAM Modular FRLs

Ports: 1/8 & 1/4
Flow to 22 scfm

DIMENSIONS inches (mm)

Ports	A	B	C	Depth	Weight lb (kg)
1/8, 1/4	6.3 (160)	3.6 (92)	1.7 (43)	3.6 (92)	0.53 (0.24)
Models below have quick-connect fittings for tubing.					
1/4	6.7 (170)	3.6 (92)	1.7 (43)	3.6 (92)	0.50 (0.23)
3/8	7.2 (183)	3.6 (92)	1.7 (43)	3.6 (92)	0.50 (0.23)
4 mm	6.7 (170)	3.6 (92)	1.7 (43)	3.6 (92)	0.50 (0.23)
6 mm	6.7 (170)	3.6 (92)	1.7 (43)	3.6 (92)	0.50 (0.23)
8 mm	6.4 (163)	3.6 (92)	1.7 (43)	3.6 (92)	0.50 (0.23)
10 mm	7.2 (183)	3.6 (92)	1.7 (43)	3.6 (92)	0.50 (0.23)



REPLACEMENT FILTER ELEMENT KIT

Element Type	Kit Number
5-µm polyethylene (Std element).....	933K77

PISTON TYPE

Port Size	Automatic Drain Models		Manual Drain Models	
	Plastic Bowl	Metal Bowl	Plastic Bowl	Metal Bowl
THREADED				
1/8	5B01C0115	5B01C0216	5B01C0315	5B01C0416
1/4	5B02C0115	5B02C0216	5B02C0315	5B02C0416
TUBE FITTINGS				
1/4	5B03C0115	5B03C0216	5B03C0315	5B03C0416
3/8	5B04C0115	5B04C0216	5B04C0315	5B04C0416
4mm	5B05C0115	5B05C0216	5B05C0315	5B05C0416
6mm	5B06C0115	5B06C0216	5B06C0315	5B06C0416
8mm	5B07C0115	5B07C0216	5B07C0315	5B07C0416
10mm	5B08C0115	5B08C0216	5B08C0315	5B08C0416

For quick fill cap on lubricator, change the last digit to a seven (7), e.g., 5B08C0216 becomes 5B08C0217.

For diaphragm regulator, change eighth digit to a two (2), e.g., 5B01C0115 becomes 5B01C0125.

NOTE: For BSPP threads, add the letter "C" in front of the part number.



MINIATURE FRLs

Ports: 1/8 & 1/4
Flow to 19 scfm



FEATURES:

- Individual filter; piston-type regulator or diaphragm-type; and wick-feed lubricator.
- Inline mounting.
- 5- μ m-rated polyethylene filter element.
- High-strength polycarbonate plastic bowls or aluminum bowls.
- Internal automatic filter drain; optional manual drain.
- Self-relieving regulator; non-relieving optional.
- Pressure gauge.
- NPTF port threads; optional BSPP threads.

STANDARD SPECIFICATIONS

Ambient/Media Temperature:

Plastic bowls: 40° to 125°F (4° to 52°C).

Metal bowls: 40° to 175°F (4° to 79°C).

Bowls: 2-ounce (60-ml) capacity polycarbonate plastic bowls or aluminum bowls.

Filter Drain: Internal automatic drain; optional manual drain.

Filter Element: 5- μ m-rated polyethylene.

Fluid Media: Compressed air.

Heads: Aluminum.

Inlet Pressure:

15 psig (1 bar) minimum with automatic drain.

Plastic bowls: 150 psig (10 bar) maximum.

Metal bowls: 200 psig (13.7 bar) maximum.

Oil Adjustment: Internal; tamper-resistant.

Outlet Pressure: Adjustable up to 100 psig (7 bar).

Pressure Gauge: 0 to 160 psig (10.3 bar); 1/8 NPT gauge ports front and rear.

Panel Mounting: 1-3/16 inch (30 mm) hole required.

Regulator Dome and Knob: Acetal.

Seals: Nitrile.

AIR FLOW DATA

See *Flow Charts* for individual assembly components on preceding pages.

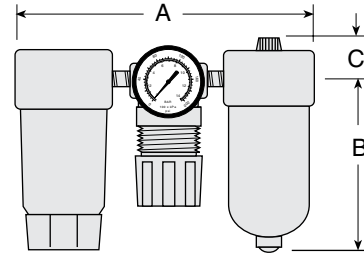
MINIATURE FRLs

Ports: 1/8 & 1/4
Flow to 19 scfm

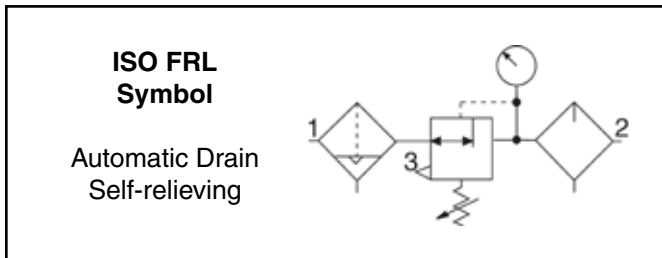
DIMENSIONS inches (mm)

A	B	C	Depth †	Weight † lb (kg)
5.5 (140)	3.6 (90)	0.7 (17)	1.6 (41)	0.76 (0.34)

† Less gauge.



Dimensions do not include pressure gauges.



REPLACEMENT FILTER ELEMENT KITS

Element Type	Kit Number
5-µm polyethylene (Std element).....	933K77

COMBINATION FILTER & REGULATOR* (piston type)

Port Size	Automatic Drain Models		Manual Drain Models	
	Plastic Bowl	Metal Bowl	Plastic Bowl	Metal Bowl
1/8	5321C1027	5322C1024	5321C1026	5322C1025
1/4	5321C2027	5322C2024	5321C2026	5322C2025

COMBINATION FILTER & REGULATOR* (diaphragm type)

1/8	5321C1037	5322C1034	5321C1036	5322C1035
1/4	5321C2037	5322C2034	5321C2036	5322C2035

*Regulated pressure 0 – 100 psig (7 bar); gauge included.

COMBINATION FILTER & LUBRICATOR ** (High flow)

1/8	5311C1012	5312C1012	5311C1011	5312C1011
1/4	5311C2012	5312C2012	5311C2011	5312C2011

COMBINATION FILTER, REGULATOR* (diaphragm type) & LUBRICATOR** (High flow)

1/8	5331C1006	5332C1006	5331C1005	5332C1005
1/4	5331C2006	5332C2006	5331C2005	5332C2005

*Regulated pressure 0 – 100 psig (7 bar); gauge included. **To order the lubricator with a quick-fill cap, change the third digit from the end of the model number from "0" to "1," e.g., model 5311C1012 with quick-fill cap becomes model 5311C1112.

NOTE: For BSPP threads, add the letter "C" in front of the part number.



MID-SIZE Modular FRLs

Ports: 1/4, 3/8, 1/2



FEATURES:

- Individual filter; piston-type regulator; sight-feed lubricator.
- Modular or inline mounting.
- 5- μ m-rated polyethylene filter element.
- High-strength zinc bowl or polycarbonate plastic bowl with shatterguard.
- Internal automatic filter drain; optional manual drain.
- Self-relieving regulator; non-relieving optional.
- Pressure gauge.
- NPTF port threads; optional SAE or BSPP threads.

STANDARD SPECIFICATIONS

Ambient/Media Temperature:

40° to 125°F (4° to 52°C). With metal bowls:
40° to 175°F (4° to 79°C).

Bowls: 4-ounce (120-ml) capacity zinc bowls or polycarbonate plastic bowls with zinc shatterguards.

Filter Drain: Internal automatic drain; optional manual drain.

Filter Element: 5- μ m-rated polyethylene.

Fluid Media: Compressed air.

Heads: Zinc.

Inlet Pressure:

15 psig (1 bar) minimum with automatic drain.
150 psig (10 bar) maximum. With metal bowls:
200 psig (13.7 bar) maximum.

Oil Adjustment: External; tamper-resistant.

Outlet Pressure: Adjustable up to 100 psig (7 bar).

Pressure Gauge: 0 to 200 psig (14 bar); 1/4

NPT gauge ports front and rear.

Panel Mounting: 1-9/16 inch (40 mm) hole required.

Regulator Dome and Knob: Acetal. Optional metal regulator dome.

Seals: Nitrile.

Sight Dome: Clear nylon.

AIR FLOW DATA

See *Flow Charts* for individual assembly components on preceding pages.

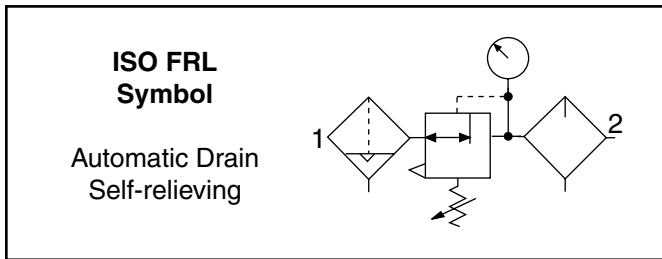
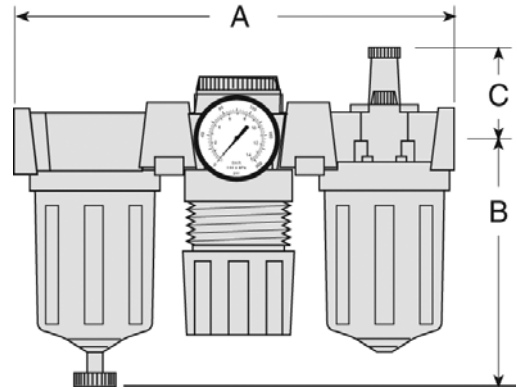
MID-SIZE Modular FRLs

Ports: 1/4, 3/8, 1/2

DIMENSIONS inches (mm)

A	B	C	Depth	Weight lb (kg)
8.5 (215)	4.6 (117)	1.8 (46)	2.8 (71)	3.75 (1.70)

Dimensions do not include pressure gauges.



REPLACEMENT FILTER ELEMENT KIT

Element Type	Kit Number
5- μ m polyethylene (Std element).....	936K77

COMBINATION FILTER & REGULATOR* (Includes 2 female port kits.)

Port Size	Automatic Drain Models		Manual Drain Models	
	Plastic Bowl**	Metal Bowl	Plastic Bowl**	Metal Bowl
1/4	5M11B2110	5M11B2210	5M11B2310	5M11B2410
3/8	5M11B3110	5M11B3210	5M11B3310	5M11B3410
1/2	5M11B4110	5M11B4210	5M11B4310	5M11B4410

*Piston type; regulated pressure 0 – 100 psig (7 bar); gauge included.

**Plastic bowl includes metal bowl guard.

COMBINATION FILTER & LUBRICATOR (Includes 2 female port kits.)

1/4	5M11B2101	5M11B2202	5M11B2301	5M11B2402
3/8	5M11B3101	5M11B3202	5M11B3301	5M11B3402
1.2	5M11B4101	5M11B4202	5M11B4301	5M11B4402

COMBINATION FILTER, REGULATOR* & LUBRICATOR (Includes 2 female port kits.)

1/4	5M11B2111	5M11B2212	5M11B2311	5M11B2412
3/8	5M11B3111	5M11B3212	5M11B3311	5M11B3412
1/2	5M11B4111	5M11B4212	5M11B4311	5M11B4412

*Piston type; regulated pressure 0 – 100 psig (7 bar); gauge included.

**Plastic bowl includes metal bowl guard.

Note: Each regulator comes complete with a gauge.

NOTE: For BSPP threads, add the letter "C" in front of the part number.



FULL-SIZE FRLs

Ports: 1/4, 3/8, 1/2, 3/4
Flow to 138 scfm



FEATURES:

- Individual filter; diaphragm-type regulator; sight-feed lubricator; lockout valve.
- Modular or inline mounting.
- 5- μ m-rated polyethylene filter element.
- Zinc bowl with clear nylon sight glass *or* polycarbonate plastic bowl with steel shatterguard.
- Internal automatic filter drain; optional manual drain or electronic drain.
- Self-relieving regulator; non-relieving optional.
- Pressure gauge.
- NPTF port threads; optional SAE or BSPP threads.

STANDARD SPECIFICATIONS

Ambient/Media Temperature:

Plastic bowls: 40° to 125°F (4° to 52°C).

Metal bowls: 40° to 175°F (4° to 79°C).

Bowls: 8-ounce (240-ml) capacity zinc bowl with clear nylon sight glass or polycarbonate plastic bowl with steel shatterguard.

Bowl Rings: Aluminum.

Filter Drain: Internal automatic drain; optional manual drain or electronic drain.

Filter Element: 5- μ m-rated polyethylene.

Fluid Media: Compressed air.

Heads: Zinc.

Inlet Pressure:

15 psig (1 bar) minimum with automatic drain.

125 psig (8.6 bar) maximum.

With metal bowls:

200 psig (13.7 bar) maximum.

Oil Adjustment: External; tamper-resistant.

Outlet Pressure: Adjustable up to 125 psig (8.6 bar).

Pressure Adjustment Locking Key: Removable.

Pressure Gauge: 0 to 200 psig (14 bar); 1/4 NPT gauge ports front and rear.

Regulator: Nylon dome; acetal knob.

Seals: Nitrile.

Sight Dome: Clear nylon.

AIR FLOW DATA

See *Flow Charts* for individual assembly components on preceding pages.

FULL-SIZE FRLs

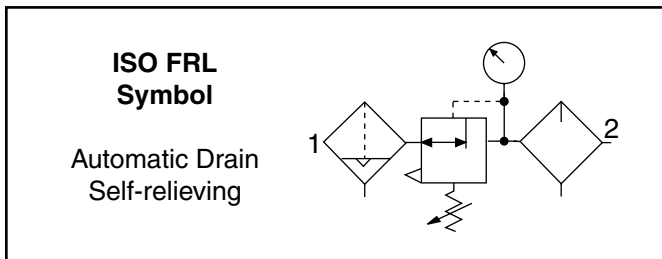
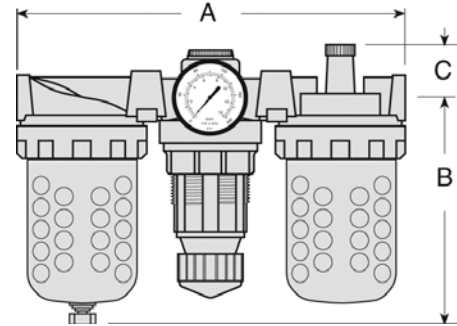
Ports: 1/4, 3/8, 1/2, 3/4

Flow to 138 scfm

DIMENSIONS inches (mm)

Bowl	A	B	C	Depth †	Weight † lb (kg)
8-oz Metal	10.1 (256)	6.4 (163)	1.3 (33)	2.8 (71)	7.06 (3.20)
8-oz Plastic	10.1 (256)	5.8 (147)	1.3 (33)	2.8 (71)	7.06 (3.20)
20-oz Metal	10.1 (256)	9.8 (249)	1.3 (33)	2.8 (71)	7.45 (3.39)

† Less gauge.



REPLACEMENT FILTER ELEMENT KIT

Element Type	Kit Number
5-µm polyethylene (Std element).....	939K77

COMBINATION FILTER & REGULATOR* (Includes 2 female port kits.)

Port Size	Automatic Drain Models		Manual Drain Models	
	Plastic Bowl**	Metal Bowl	Plastic Bowl**	Metal Bowl
1/4	5F11B2120	5F11B2220	5F11B2320	5F11B2420
3/8	5F11B3120	5F11B3220	5F11B3320	5F11B3420
1/2	5F11B4120	5F11B4220	5F11B4320	5F11B4420
3/4	5F11B5120	5F11B5220	5F11B5320	5F11B5420

*Diaphragm type; regulated pressure 0 – 125 psig (8.6 bar); gauge included. **Plastic bowl includes metal bowl guard.

Note: Each regulator comes complete with a gauge.

COMBINATION FILTER & LUBRICATOR (Includes 2 female port kits.)

1/4	5F11B2101	5F11B2202	5F11B2301	5F11B2402
3/8	5F11B3101	5F11B3202	5F11B3301	5F11B3402
1/2	5F11B4101	5F11B4202	5F11B4301	5F11B4402
3/4	5F11B5101	5F11B5202	5F11B5301	5F11B5402

COMBINATION FILTER, REGULATOR* & LUBRICATOR (Includes 2 female port kits.)

1/4	5F11B2121	5F11B2222	5F11B2321	5F11B2422
3/8	5F11B3121	5F11B3222	5F11B3321	5F11B3422
1/2	5F11B4121	5F11B4222	5F11B4321	5F11B4422
3/4	5F11B5121	5F11B5222	5F11B5321	5F11B5422

*Diaphragm type; regulated pressure 0 – 125 psig (8.6 bar); gauge included. **Plastic bowl includes metal bowl guard.

Note: Each regulator comes complete with a gauge.

For pipe nipple version, change the third and fourth digit to zero (0), e.g. 5F11B2321 becomes 5F00B2321.

NOTE: For BSPP threads, add the letter "C" in front of the part number.



MD4™ FRLs

Ports: 3/8, 1/2, 3/4
Flow to 205 scfm



FEATURES:

- Individual filter; regulator; lubricator.
- Modular or inline mounting.
- 5- μ m-rated polyethylene filter element; optional 40- μ m element.
- Aluminum bowl with clear nylon sight glass *or* polycarbonate plastic bowl with steel shatterguard.
- Internal automatic filter drain; optional manual drain or electronic drain.
- Optional extended aluminum lubricator bowl with sight glass.
- Self-relieving diaphragm-type regulator; non-relieving optional.
- Pressure gauge; two gauge ports.
- NPTF port threads; optional SAE or BSPP threads.

STANDARD SPECIFICATIONS

Ambient/Media Temperature:

Metal bowls: 40° to 175°F (4° to 79°C).
Plastic bowls: 40° to 125°F (4° to 52°C).

Bowls: 9-ounce (270-ml) capacity aluminum bowl with clear nylon sight glass *or* polycarbonate plastic bowl with steel shatterguard. Optional 15-ounce (450-ml) extended aluminum lubricator bowl with two clear nylon sight glasses.

Bowl Rings: Nylon.

Cap Color: Gold. Gray, yellow, red, and blue optional.

Filter Drain: Internal automatic drain; optional manual drain or electronic drain.

Filter Element: 5- μ m-rated polyethylene; optional 40- μ m element.

Fluid Media: Compressed air.

Heads: Zinc.

Inlet Pressure:

15 psig (1 bar) minimum with automatic drain.
Metal bowls: 200 psig (13.7 bar) maximum.
Plastic bowls: 150 psig (10 bar) maximum.

Oil Adjustment: External; tamper-resistant.

Outlet Pressure: Adjustable up to 125 psig (8.6 bar).

Pressure Adjustment Locking Key: Removable.

Pressure Gauge: 0 to 200 psig (14 bar); 1/4 NPT gauge ports front and rear.

Seals: Nitrile.

Sight Dome: Clear nylon.

For mounting bracket options, see page 129.

AIR FLOW DATA

See *Flow Charts* for individual assembly components on preceding pages.

MD4™ FRLs

Ports: 3/8, 1/2, 3/4

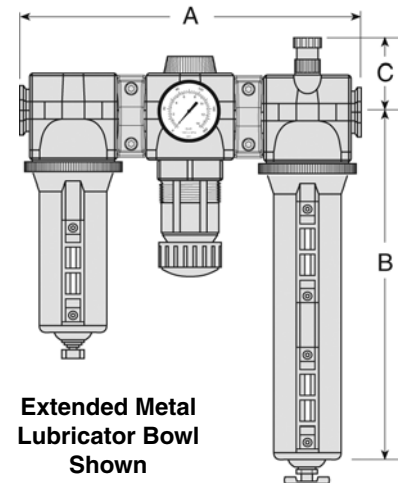
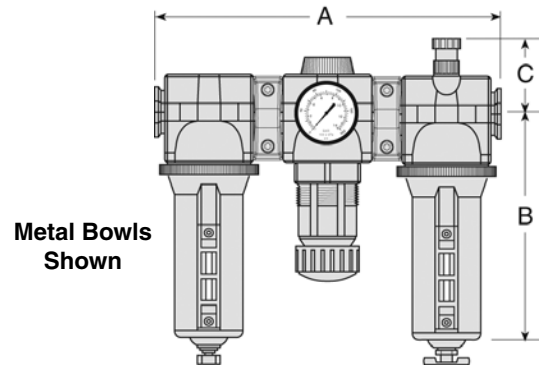
Flow to 205 scfm

DIMENSIONS inches (mm)

Bowls	A	B **	C	Depth †	Weight † lb (kg)
9 oz. Plastic	10.9 (276)	7.7 (195)	2.2 (56)	2.9 (73)	6.94 (3.15)
9 oz. Metal	10.9 (276)	7.6 (193)	2.2 (56)	3.1 (79)	6.94 (3.15)
15 oz. Metal	10.9 (276)	10.6 (269)	2.2 (56)	3.1 (79)	7.13 (3.24)

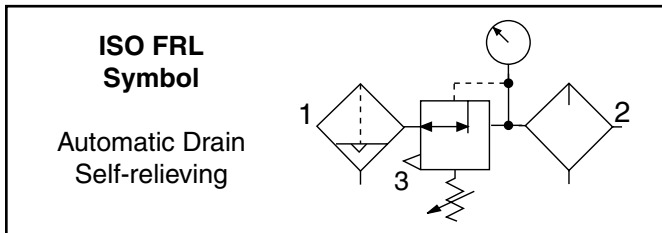
** Bowl removal clearance: For 9-ounce bowls add 3.4 (86).
For extended bowl add 6.1 (155).

† Less gauge.



REPLACEMENT FILTER ELEMENT KITS

Element Type	Kit Number
5-µm (Std element).....	R-A115-106PE5
40-µm bronze.....	R-A115-106PE3



ORDER INFORMATION

MD4 **53P** **B** **A** **5** **B** **5** **2** **S** *****

BOWL SIZE ————

53P - Two 9 oz. Polycarbonate Bowl
53M - Two 9 oz. Metal Bowl
53E - 9 oz. metal bowl on filter
 15 oz. metal bowl on lubricator
53F - 9 oz. polycarbonate bowl on filter
 15 oz. metal bowl on lubricator

REGULATOR ADJUSTMENT RANGE ————

A - 0-175 psig (0-12 bar) with 0-200 psig gauge
B - 0-125 psig (0-8.6 bar) (standard) with 0-200 psig gauge
C - 0-50 psig (0-3.4 bar) with 0-60 psig gauge
D - 0-20 psig (0-1.3 bar) with 0-60 psig gauge
E - no regulator with 0-60 psig gauge

FILTER ELEMENT TYPE ————

A - 40 Micron
B - 5 Micron (standard)

FILTER REGULATOR TYPE ————

5 - Side by side (two piece) with auto drain
6 - Side by side (two piece) with manual drain
7 - Side by side (two piece) with electronic drain - manual drain only
8 - Side by side (two piece) with automatic external drain - manual drain only

LUBRICATOR TYPE

S - Standard
Q - Quick-Fill Cap
N - No Lubricator

COLOR

G - Gray
Y - Yellow
R - Red
B - Blue
2 - Gold (standard)

PIPE SIZE

3 - 3/8 NPTF
4 - 1/2 NPTF
5 - 3/4 NPTF
C - 3/8 BSPP
D - 1/2 BSPP
E - 3/4 BSPP
F - 3/4-16 SAE
G - 7/8-14 SAE

ADD ON L-O-X®

1 - Yellow
2 - Gold
Blank - no L-O-X®



HIGH-CAPACITY FRLs

Ports: 3/4 & 1
Flow to 270 scfm



FEATURES:

- Individual filter; piston-type regulator; wick-feed lubricator.
- Inline mounting.
- 5- μ m-rated polyethylene filter element.
- Metal bowls with clear nylon sight glass *or* polycarbonate plastic bowls with steel shatterguard.
- Internal automatic filter drain. Optional manual drain, external automatic drain, or electronic drain.
- Self-relieving regulator; non-relieving optional.
- Pressure gauge.
- NPTF port threads; optional BSPP threads.

STANDARD SPECIFICATIONS

Ambient/Media Temperature:

Plastic bowls: 40° to 125°F (4° to 52°C).

Metal bowls: 40° to 175°F (4° to 79°C).

Bowls: 16-ounce (480-ml) capacity aluminum bowls with sight glass or polycarbonate plastic bowls with steel shatterguard.

Bowl Rings: Aluminum.

Filter Drain: Internal automatic drain; optional manual drain, external automatic, or electronic drain.

Filter Element: 5- μ m-rated polyethylene.

Fluid Media: Compressed air.

Heads: Aluminum.

Inlet Pressure:

15 psig (1 bar) minimum with automatic drain.

Plastic bowls: 150 psig (10 bar) maximum.

Metal bowls: 200 psig (14 bar) maximum.

Oil Adjustment: External; tamper-resistant.

Outlet Pressure: Adjustable up to 100 psig (7 bar).

Pressure Adjustment Locking Key: Removable.

Pressure Gauge: 0 to 200 psig (14 bar); 1/4 NPT gauge ports front and rear.

Seals: Nitrile.

AIR FLOW DATA

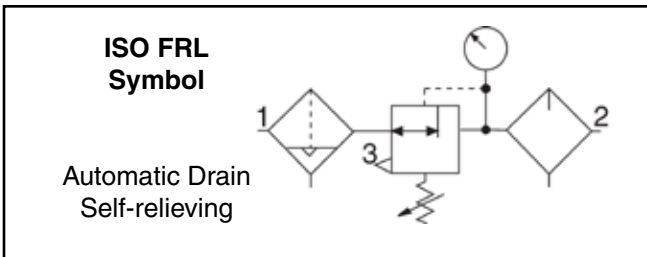
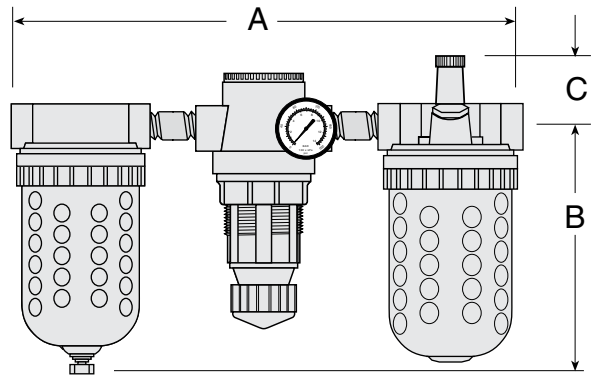
See *Flow Charts* for individual assembly components on preceding pages.

HIGH-CAPACITY FRLs

Ports: 3/4 & 1
Flow to 270 scfm

DIMENSIONS inches (mm)

A	B	C	Depth	Weight lb (kg)
15.8 (401)	8.0 (204)	1.2 (31)	4.3 (108)	8.00 (3.64)



REPLACEMENT FILTER ELEMENT KITS

Element Type	Kit Number
5-µm polyethylene (Std element).....	1010K77

COMBINATION FILTER & REGULATOR*

Port Size	Automatic Drain Models		Manual Drain Models	
	Plastic Bowl**	Metal Bowl	Plastic Bowl**	Metal Bowl
3/4	5H00C5110	5H00C5210	5H00C5310	5H00C5410
1	5H00C6110	5H00C6210	5H00C6310	5H00C6410

*Piston type; regulated pressure 0 – 100 psig (6.9 bar); gauge included.
Note: Each regulator comes complete with a gauge.

**Plastic bowl includes metal bowl guard.

NOTE: For BSPP threads, add the letter “C” in front of the part number.

COMBINATION FILTER & LUBRICATOR

3/4	5H00B5101	5H00B5202	5H00B5301	5H00B5402
1	5H00B6101	5H00B6202	5H00B6301	5H00B6402

**Plastic bowl includes metal bowl guard.

Note: Each regulator comes complete with a gauge.

NOTE: For BSPP threads, add the letter “C” in front of the part number.

COMBINATION FILTER, REGULATOR* & LUBRICATOR

3/4	5H00C5111	5H00C5212	5H00C5311	5H00C5412
1	5H00C6111	5H00C6212	5H00C6311	5H00C6412

*Piston type; regulated pressure 0 – 100 psig (6.9 bar); gauge included.

**Plastic bowl includes metal bowl guard.

Note: Each regulator comes complete with a gauge.

NOTE: For BSPP threads, add the letter “C” in front of the part number.



HIGH-CAPACITY FRLs

Ports: 1-1/4 & 1-1/2
Flow to 495 scfm



FEATURES:

- Individual filter; piston-type regulator; sight-feed.
- Inline mounting.
- 5- μ m-rated filter element.
- 40- μ m or 5- μ m filter available.
- Aluminum bowls with clear nylon sight glass.
- Internal automatic filter drain. Optional manual drain.
- Self-relieving regulator.
- Pressure gauge.
- NPTF port threads; optional BSPP threads.

STANDARD SPECIFICATIONS

Ambient/Media Temperature:
40° to 175°F (4° to 79°C).

Bowls: 35-ounce (1 liter) capacity aluminum bowls with clear nylon sight glasses.

Bowl Rings: Aluminum.

Filter Drain: Internal automatic drain.
Optional manual drain.

Filter Element: 5- μ m or 40- μ m-rated filter element available.

Fluid Media: Compressed air.

Heads: Aluminum.

Inlet Pressure:
15 psig (1 bar) minimum with automatic drain.
200 psig (14 bar) maximum.

Oil Adjustment: External; tamper-resistant.

Outlet Pressure: Adjustable up to 100 psig (7 bar).

Pressure Adjustment Locking Key:
Removable.

Pressure Gauge: 0 to 200 psig (14 bar); 1/4 NPT gauge ports front and rear.

Regulator: Nylon dome; acetal knob.

Seals: Nitrile.

Sight Dome: Clear nylon.

AIR FLOW DATA

See *Flow Charts* for individual assembly components on preceding pages.

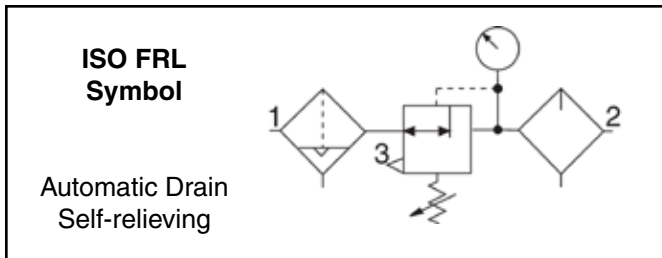
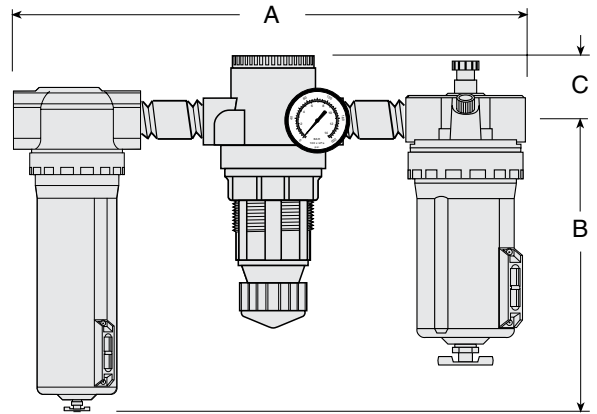
HIGH-CAPACITY FRLs

Ports: 1-1/4 & 1-1/2

Flow to 495 scfm

DIMENSIONS inches (mm)

A	B	C	Depth	Weight lb (kg)
15.8 (401)	10.6 (268)	2.1 (54)	4.3 (108)	8.00 (3.64)



REPLACEMENT FILTER ELEMENT KIT

Element Type	Kit Number
5- μ m element (Std element)	1656K77
40- μ m element	R-A114-106E3

HIGH-CAPACITY Model No. 5 J 00B****

PIPE SIZE

- 7 = 1-1/4
- 8 = 1-1/2

FILTER

- 1 = Automatic drain, metal bowl, 40 micron
- 2 = Automatic drain, metal bowl, 5 micron
- 3 = Manual drain, metal bowl, 40 micron
- 4 = Manual drain, metal bowl, 5 micron

NOTE: plastic bowls for 1-1/4 and 1-1/2 units not available.

LUBRICATOR

- 0 = None
- 1 = Sight-feed, plastic bowl
- 2 = Sight-feed, metal bowl
- 3 = Sight-feed, plastic bowl, quick-fill cap
- 4 = Sight-feed, metal bowl, quick-fill cap

REGULATOR

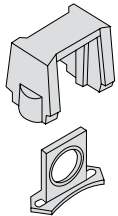
- 1 = Piston, 0-100 psig
- 8 = Internal pilot, 15-200 psig



COMPONENTS FOR MODULAR ASSEMBLY

MID-SIZE and FULL-SIZE Units

The modular designs of the MID-SIZE and FULL-SIZE series offer maximum flexibility in customizing FRL assemblies. As shown at the right, connector kits are required to interconnect units. Various port kits (shown below) can be used to connect the assemblies to the inlet and outlet piping. Note that all FRL components have threaded ports so that conventional pipe fittings may be used where desired.



Connector Kit 892K77. Used to connect units to one another as well as to any of the ports shown on this page.



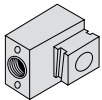
Female Port Kits. Used to connect to piping at inlet or outlet.

- 1/4 **897K77**
- 3/8 **898K77**
- 1/2 **899K77**
- 3/4 **900K77**



Male Port Kits. Used to connect modular to non-modular units. Also allows 90-degree connections using side, bracket, or extra port kits.

- 1/4 **893K77**
- 3/8 **894K77**
- 1/2 **895K77**
- 3/4 **896K77**



Bracket Port Kits. Allows units to be panel mounted. Uses 1/4 (M6) mounting bolts. 90-degree port is 1/2.

- Front mounting **910K77**
- Back mounting **1004K77**



Extra Port Kit 901K77. Used before or after any modular unit to supply three auxiliary 1/4 outlet ports.

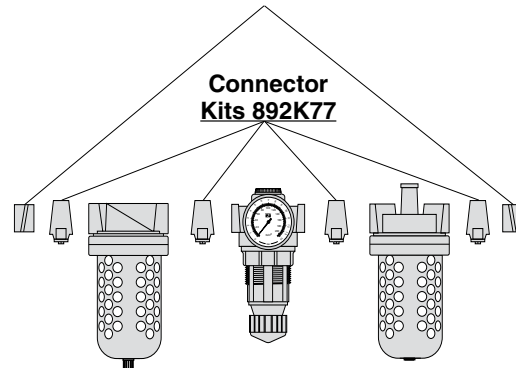


Side Port Kits. Functions as a 90-degree female port. Three types: (1) port at front or back; (2) port at top; (3) port at bottom.

	Front/Back	Top	Bottom
1/4	902K77	906K77	1000K77
3/8	903K77	907K77	1001K77
1/2	904K77	908K77	1002K77
3/4	905K77	909K77	1003K77

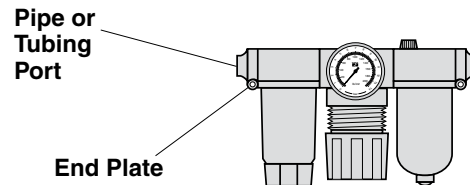
Mounting Bracket Kit 915K77. L-shaped metal brackets (not illustrated) are used for wall mounting modular assemblies. Kit contains two brackets and four screws for attaching brackets to tops of modular units.

Female Port Kits or other port kits shown below



MID-SIZE and FULL-SIZE Modular Assembly

BANTAM Units



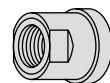
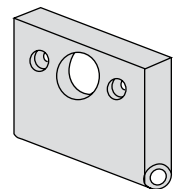
BANTAM modular units use end plates secured with screws to hold the pipe or tubing ports (see below), and also to serve as mounting brackets. Short screws are used to secure the end plates when a single BANTAM unit is used. If two or more units are combined, long screws extend through an end plate and thread into the next unit. Screw kits required are as follows:

- Single Unit: Two short screw kits.
- Two-Unit Combination: One each short screw kit and long screw kit.
- Three-Unit Combination: Two long screw kits.

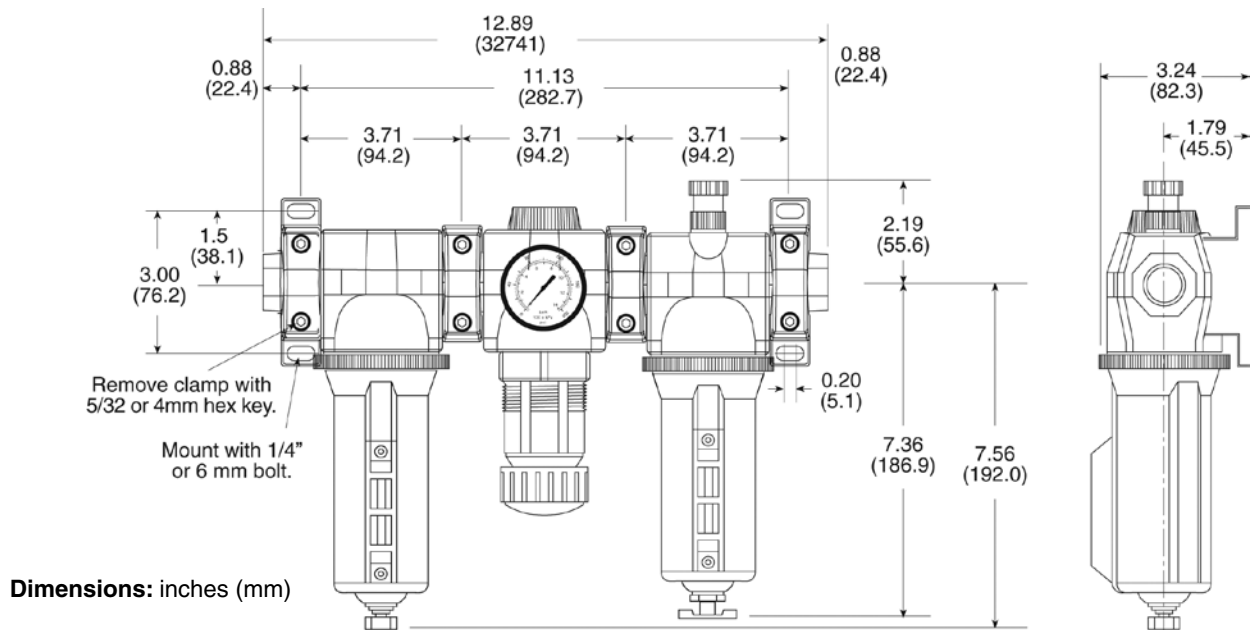
- END PLATE (1): 857K77**
- Short Screw (2): 858K77**
- Long Screw (2): 859K77**

- For inlet or mating ports: **860K77**
- For outlet or mating ports: **861K77**
- 1/8 NPT **862K77**
- 1/4 NPT **863K77**
- 1/8 BSP **D864K77**
- 1/4 BSP **D865K77**

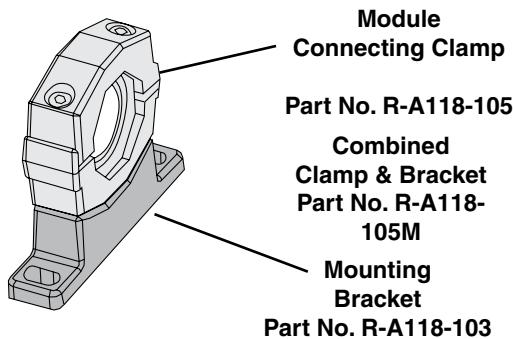
- O-Rings**
- Pipe Ports**
- Tube Ports**
- 1/4 **866K77**
- 3/8 **867K77**
- 4 mm **868K77**
- 6 mm **869K77**
- 8 mm **870K77**
- 10 mm **871K77**



SERIES MD4™ MODULAR ASSEMBLIES



Dimensions: inches (mm)



CLAMP for MODULE CONNECTIONS

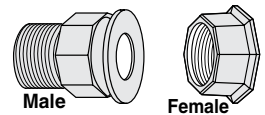
Specially designed clamps provide a quick and easy assembly or disassembly of MD4™ modules. Two allen-head bolts quickly tighten or loosen the clamp using a 5/32 or 4mm hex key. The clamp contains a plate carrying two O-rings to provide positive sealing between modules. Order clamp by part number **R-A118-105**. Combined clamp and bracket (below) can be ordered by part number **R-A118-105M**.

MOUNTING BRACKET

Two brackets are normally used to mount an FRL to a vertical surface. The mounting bracket attaches to the module-connecting clamp (see above) with a single screw. Each bracket then employs two bolts (1/4" or 6mm) to connect the assembly to the mounting surface. Order bracket and screw by part number **R-A118-103**. Combined bracket and clamp (above) can be ordered by part number **R-A118-105M**.

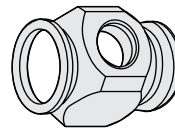
MALE and FEMALE END PORTS

Either male or female end ports can be attached to threaded inlet and outlet lines. This allows all modules of an FRL assembly to be removed easily and quickly without having to unthread the end modules. The end ports are attached to the modules with clamps (see at left). End ports can be included in an assembled FRL or ordered separately by the following part numbers:



Port Size	Male Number	Female Number
3/8 NPTF	—	R-118-100-3
1/2 NPTF	R-118-109-4F	R-118-100-4
3/4 NPTF	R-118-109-6F	R-118-100-6

EXTRA PORT BLOCK



An extra port block can be placed between modules to provide two auxiliary 1/4 NPTF ports. Its mounting position can be rotated to obtain the most convenient operating orientation. If only one auxiliary port is to be used, the unused port must be closed with a pipe plug. (The inlet and outlet are not threaded.)

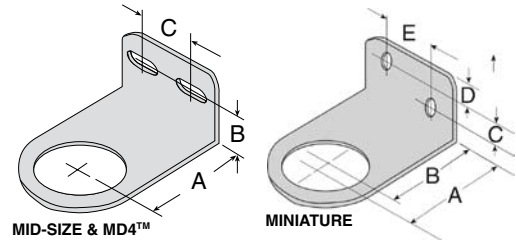
Port Size	Part Number
1/4 NPTF	R-118-106-2
3/8 NPTF	R-118-106-3
1/2 NPTF	R-118-106-4



MOUNTING ACCESSORIES

REGULATOR MOUNTING BRACKETS

Regulators and integral filter/regulators can be mounted to a surface with a bracket that attaches to the regulator. Brackets and mounting nuts can be ordered separately or in a kit which includes both bracket and mounting nut.

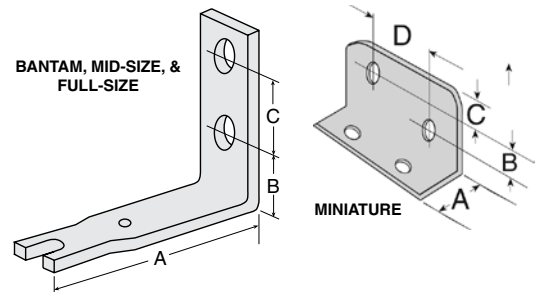


Usage	Part Numbers			Dimensions inches (mm)			Panel Mounting Hole Diameter inches (mm)
	Kit	Bracket	Nut	A	B	C	
MID-SIZE	876K77	875K77	877K77	2.38 (60)	1.00 (25)	1.50 (38)	1.56 (40)
MD4™ & FULL-SIZE	879K77	878K77	880K77	2.38 (60)	1.00 (25)	1.50 (38)	2.06 (52)

Usage	Kit	Part Numbers			Dimensions inches (mm)					Panel Mounting Hole Diameter inches (mm)
		Bracket	Nut	A	B	C	D	E		
MINIATURE	873K77	872K77	874K77	1.375 (35)	1.125 (29)	0.31 (8)	0.31 (8)	.69 (17)	1.19 (30)	

MODULAR MOUNTING BRACKETS

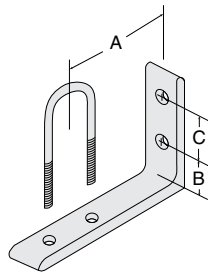
Two L-shaped metal brackets as shown at the right can be used for wall mounting of modular FRLs or Clean Air Packages. A single bracket can be used to mount individual filters or lubricators. Kits include two brackets and four screws for attaching the brackets to the modules.



Usage	Kit Number	Dimensions inches (mm)			
		A	B	C	D
BANTAM	Mounts with screws, number 859K77 (two required)				
MID-SIZE & FULL-SIZE	915K77	2.25 (57)	0.88 (22)	1.00 (25)	—

FRL INLINE MOUNTING PIPE BRACKETS

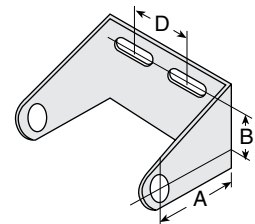
Two pipe brackets can be used for wall mounting of FRL assemblies that use pipe nipples to join the components. The bracket kits listed below include two sets of brackets.



Nipple Size	Kit Number	Dimensions inches (mm)		
		A	B	C
1/4	887K77	2.72 (28)	0.50 (13)	1.00 (25)
3/8	888K77			
1/2	889K77			
3/4	890K77	3.69 (94)	1.13 (29)	1.25 (32)
1	891K77			

MOUNTING BRACKETS for HIGH-CAPACITY 3/4- and 1-INCH MODELS

Individual filters and lubricators with 3/4- or 1-inch ports can be mounted to a vertical surface using the brackets listed below.



Pipe Size	Bracket Number	Dimensions inches (mm)		
		A	B	C
3/4	885K77	2.5 (64)	1.5 (38)	2.13 (54)
1	886K77	2.5 (64)	1.5 (38)	2.13 (54)

LUBRICANTS, POLYCARBONATE BOWL CAUTIONS

Compatible Lubricants

Although air line lubrication is not required for most ROSS valves, other mechanisms in the system may need such lubrication. When a lubricator is used, it should be supplied only with oils which are compatible with the materials used in the valves for seals and poppets. Generally speaking, these are petroleum base oils with oxidation inhibitors, and aniline point between

180°F (82°C) and 220°F (104°C) and an ISO 32, or lighter, viscosity. Oils with phosphate type additives, such as zinc dithiophosphate, must be avoided because they can harm polyurethane valve components.

The best oils to use in pneumatic systems are those specifically compounded for air line lubricator service.

Cautions on the Use of Polycarbonate Plastic Bowls

Use Only with Compressed Air. Filters and lubricators with polycarbonate plastic bowls are specifically designed for compressed air service, and their use with any other fluid (liquid or gas) is a misapplication. The use with or injection of certain hazardous fluids in the system (e.g., alcohol or liquefied petroleum gas) could be harmful to the plastic bowl or result in a combustible condition or hazardous leakage. Before using with a fluid other than air, or for nonindustrial applications, or for life support systems, consult ROSS.

Use Metal Bowl Guard When Supplied. A metal bowl guard is supplied with all but the smallest bowls, and must always be used to minimize danger from fragmentation in the event of failure of a plastic bowl.

Avoid Harmful Substances. Some compressor oils, chemical cleaners, solvents, paints, and fumes will attack plastic bowls and can cause bowl failure. Do not use with or near these materials. When a bowl becomes dirty, replace the bowl or wipe it with a clean dry cloth. Immediately replace any plastic bowl which is crazed, cracked, or deteriorated.

Substances HARMFUL to Polycarbonate Plastic Bowls

Acetaldehyde	Carbon disulfide	Ethylene dichloride	Phosphorous trichloride
Acetic acid	Carbon tetrachloride	Ethylene glycol	Propionic acid
Acetone	Caustic potash solution	Formic acid	Pyridine
Acrylonitrile	Caustic soda solution	Freon (refrigerant & propellant)	Sodium hydroxide
Ammonia	Chlorobenzene	Gasoline (high aromatic)	Sodium sulfide
Ammonium fluoride	Chloroform	Hydrazine	Styrene
Ammonium hydroxide	Cresol	Hydrochloric acid	Sulfuric acid
Ammonium sulfide	Cyclohexanol	Lacquer thinner	Sulfural chloride
Anaerobic adhesives & sealants	Cyclohexanone	Methyl alcohol	Tetrahydronaphthalene
Antifreeze	Cyclohexene	Methylene chloride	Thiophene
Benzene	Dimethyl formamide	Methylene salicylate	Toluene
Benzoic acid	Dioxane	Milk of lime (CaOH)	Turpentine
Benzyl alcohol	Ethane tetrachloride	Nitric acid	Xylene
Brake fluids	Ethyl acetate	Nitrobenzene	Perchlorethylene
Bromobenzene	Ethyl ether	Nitrocellulose lacquer	
Butyric acid	Ethylamine	Phenol	
Carbolic acid	Ethylene chlorohydrin	Phosphorous hydroxyl chloride	

Trade Names of Substances HARMFUL to Polycarbonate Plastic Bowls

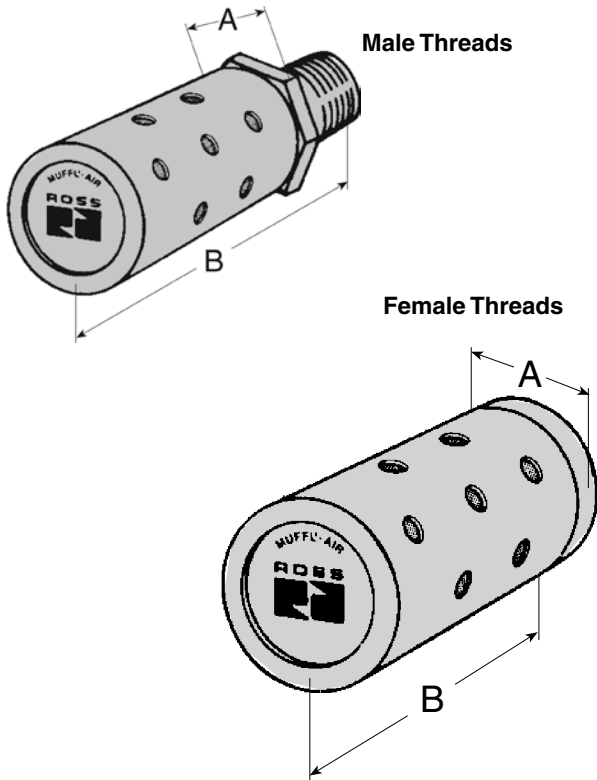
• Atlas Perma-Guard • Buna N • Cellulube #150 & #220 • Crylex #5 cement • Eastman 910 • Garlock 98403 (polyurethane) • Haskel 568-023 • Hilgard Company's hil phene • Houghton & Co. oil 1120, 1130, 1055 • Houtosafe 1000 • Kano Kroil • Keystone penetrating oil #2 • Loctite 271, 290, 601 • Loctite Teflon sealant • Marvel Mystery Oil • Minn. Rubber 366Y • National Compound N11 Nylock VC-3 • Parco 1306 Neoprene • Permabond 910 • Petron PD287 • Prestone • Pydraul AC • Sears Regular Motor Oil • Sinclair oil "Lily White" • Stauffer Chemical FYRQUEL 150 • Stillman SR 269-75 (polyurethane) • Stillman SR 513-70 (neoprene) • Tannergas • Telar • Tenneco anderol 495 & 500 oils • Titon • Vibra-tite • Zerex



MUFFL-AIR® SILENCERS

Ports: 1/8 to 2-1/2

C_v : 2.0 to 65



ROSS MUFFL-AIR® silencers substantially reduce exhaust noise levels in the workplace, yet produce little back pressure. Typical impact noise reduction is in the 20–25 decibel range.

Construction: aluminum shell up to 1/2 size; steel and zinc shell for 3/4 and 1 sizes; steel shell for 1-1/4 to 2-1/2 sizes. Diffuser is brass cloth.

Pressure Range: Up to 150 psig (10 bar).

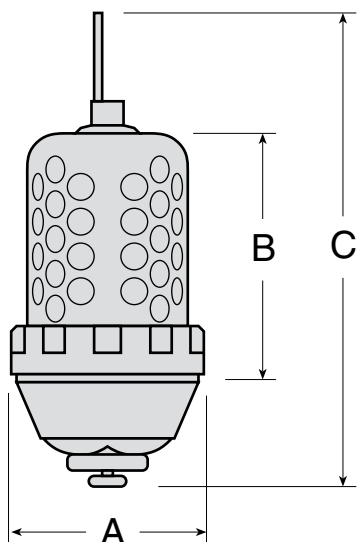
Temperature: Up to 160°F (71°C).

Port Size	Average C_v	Model Numbers	Threads	Dimensions inches (mm)	
				A	B
1/8	2.0	5500A1003	Male	0.8 (21)	2.0 (51)
1/4	2.0	5500A2003	Male	0.8 (21)	2.0 (51)
3/8	2.0	5500A3013	Male	1.3 (33)	3.3 (83)
	5.7	5500A3003	Male	1.3 (33)	3.3 (83)
1/2	7.0	5500A4003	Male	1.3 (33)	3.3 (83)
3/4	7.0	5500A5013	Male	1.3 (33)	3.3 (83)
	15	5500A5003	Male	2.0 (51)	4.9 (124)
1	18	5500A6003	Male	2.0 (51)	4.9 (124)
1-1/4	18	5500A7013	Male	2.5 (64)	5.9 (150)
	37	5500A7001	Female	2.5 (64)	5.9 (150)
1-1/2	38	5500A8001	Female	2.5 (64)	5.9 (150)
2	50	5500B9001	Female	3.0 (77)	7.3 (185)
2-1/2	65	5500A9002	Female	4.0 (102)	6.9 (173)

NOTE: For BSPP threads, add the letter "D" in front of the part number.

EXTERNAL DRAINS

Automatic External Drains



For use where severe condensate problems exist. These drains are used with FULL-SIZE or HIGH-CAPACITY filters, but can also be used to drain water separators, drain legs, or compressor receiver tanks.

When liquid is present, it is drained regardless of air flow, and there is no loss of air. Discharge rate is approximately 5 gallons per minute at 100 psig. Drain can also be operated manually.

Pipe Size	Model Numbers		Dimensions inches (mm)		
	Plastic Bowl**	Metal Bowl	A	B	C
1/8 (212)	5057B1001	5058B1001	3.5 (89)	4.2 (107)	8.4
1/4* (212)	5057B2001	5058B2001	3.5 (89)	4.2 (107)	8.4

*Use 1/4 size with FULL-SIZE or HIGH-CAPACITY filters. Use kit 1076K77 to convert standard bowl to accept auto drain unit.

**Plastic bowl includes metal bowl guard.

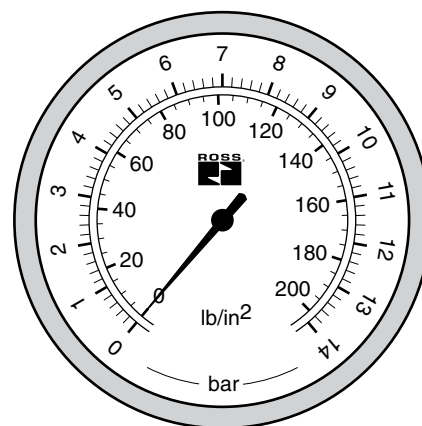
GAUGES

PRESSURE GAUGES: Center back mounting; male pipe threads.

Port Size	Model Numbers	Pressure Range psig (bar)	Case Diameter inches (mm)
1/8	5400A1002	0 - 160 (11)	1.5 (38)
1/4	5400A2010	0 - 60 (4)	2.0 (51)
	5400A2011	0 - 200 (14)	2.0 (51)
	5400A2012	0 - 300 (21)	2.0 (51)
	5400A2014*	0 - 160 (11)	2.5 (64)
	5400A2015**	0 - 160 (11)	2.0 (51)

* 5400A2014 - Stainless steel case liquid filled

** 5400A2015 - Green shade between 40-70 psi



ELECTRONICALLY CONTROLLED DRAIN

The electronic drain is designed to remove condensate from compressed air systems. Typical installations include compressors, dryers, receivers, driplegs, and filters.

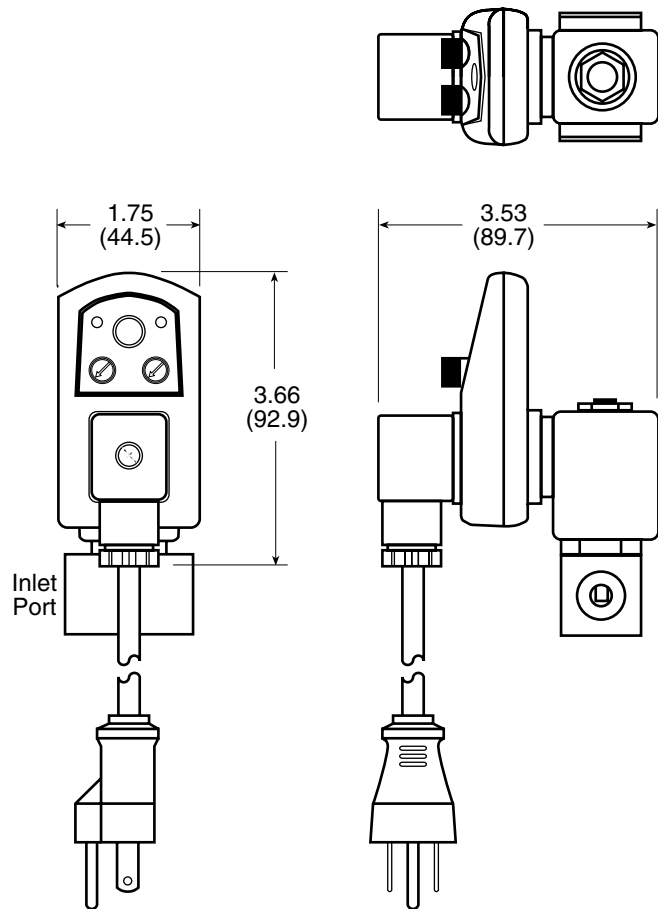
The drain consists of a timer and a valve. Electronic controls allow the draining interval to be set from 0.5 to 45 minutes, and the drain time from 0.5 to 10 seconds. Once set, draining action is automatic and requires no maintenance. This is important in constant-flow applications where there is no on-off action to trigger a standard automatic drain.



STANDARD SPECIFICATIONS

- Drain Time:** Adjustable 0.5 to 10 seconds.
- Drain Interval:** Adjustable 0.5 to 45 minutes.
- Current Consumption:** 4 ma maximum.
- Ambient Temperature:** 35° to 130°F (2° to 54°C).
- Media Temperature:** 35° to 190°F (2° to 88°C).
- Electrical Connection:** DIN 43650A, ISO 440/6952.
- Valve Type:** 2/2 direct acting, normally closed.
- Valve Body:** Forged brass; 3/16-inch (4.8 mm) orifice.
- Maximum Pressure:** 230 psig (16 bar).

DIMENSIONS inches (mm)



ORDERING INFORMATION

Pipe Size*	Voltage	Drain Only Product Number
1/4 NPTF	110-120 VAC, 50/60 Hz	R-DED-115V-2
3/8 NPTF	110-120 VAC, 50/60 Hz	R-DED-115V-3
1/2 NPTF	110-120 VAC, 50/60 Hz	R-DED-115V-4
1/4 NPTF	24 VDC	R-DED-24V-2
3/8 NPTF	24 VDC	R-DED-24V-3
1/2 NPTF	24 VDC	R-DED-24V-4

* For BSPP threads, add W to the end of the product number.

For reliable line conditioning, choose ROSS

Filters, Regulators, and Lubricators

Almost any pneumatic system will function better, and for a longer time, with properly “conditioned” air. In fact, many system components, such as air cylinders and motors, may be vulnerable to significant damage from dirty or unlubricated air. Other devices require a carefully maintained, consistent line pressure. Yet others will malfunction or fail due to excess

water vapor in the line. These are but a few of the cases where filters, regulators, lubricators, and other devices are called upon to prepare, or “condition,” compressed air. All such devices are available in single-function units, but they are more often installed in combinations to perform several conditioning functions at once.

FRL Combinations

Easy assembly and installation.

Rugged and reliable construction makes ROSS FRLs economical and trouble-free system components.

Standard ROSS filter elements are rated at 5 microns. Most other brands allow particles up to 40 microns to pass right through. A 40-micron particle is 500 times as big as a 5-micron particle!

Automatic filter drains open to discharge accumulated liquids whenever there is air flow. ROSS strongly recommends their use.

Available with O-ring-sealed modular connectors up to 3/4 ports, and for piped connections to 1-1/2.



ROSS standard regulators monitor and control air pressure with a very high degree of accuracy. For applications requiring even greater precision, there are models that can hold the pressure to within 3 psig (0.2 bar) throughout the entire flow range.

Choose a combination of the standard filter, regulator, and lubricator, or mix and match specialized units to meet special requirements.

ROSS lubricators are available in two configurations: **wick-feed** and **sight-feed**. Both types are available in port sizes from 1/4 to 1-1/2.

Mounting brackets and nuts for panel mounting available.

Coalescing filters available to remove 99.98% of oil and particles larger than 0.01 micron. Equipped with differential pressure gauge to indicate life of filter element. Use with 5-micron pre-filter.





GLOBAL Reach with a LOCAL TouchSM

ROSS CONTROLS[®]

Telephone: (00) 1-248-764-1800

Fax: (00) 1-706-356-3710

In the United States:

Customer Service: 1-800-GET-ROSS
(438-7677)

Technical Service: 1-888-TEK-ROSS
(835-7677)

www.rosscontrols.com

ROSS UK Ltd.

Birmingham, United Kingdom

Telephone: (011) 44-121-559-4900

Fax: (011) 44-121-559-5309

Email: sales@rossuk.co.uk

ROSS SOUTH AMERICA Ltda.

São Paulo, Brazil

Telephone: (011) 55-11-4335-2200

Fax: (011) 55-11-4335-3888

Email: vendas@ross-sulamerica.com.br

ROSS EUROPA[®] GmbH

Langen, Germany

Telephone: (011) 49-6103-7597-0

Fax: (011) 49-6103-74694

Email: info@rosseuropa.com

www.rosseuropa.com

ROSS ASIA[®] K.K.

Kanagawa, Japan

Telephone: (011) 81-427-78-7251

Fax: (011) 81-427-78-7256

www.rossasia.co.jp

ROSS CONTROLS[®] CHINA Ltd.

Shanghai, China

Telephone: 86-21-6915-7951

86-21-6915-7955

Fax: 86-21-6915-7955

Email: alvinandzero@126.com

ROSS CONTROLS[®] INDIA Pvt. Ltd.

Chennai, India

Telephone: (011) 91-44-2624-9040

Fax: (011) 91-44-2625-8730

DIMAFLUID s.a.s.

Paris, France

Telephone: 33-01-49-45-65-65

Fax: 33-01-49-45-65-30

Email: dimafluid@dimafluid.com

www.dimafluid.com

Your local ROSS distributor is:

Warranty

Products manufactured by ROSS are warranted to be free of defects in material and workmanship for a period of one year from the date of purchase. ROSS' obligation under this warranty is limited to repair or replacement of the product or refund of the purchase price paid solely at the discretion of ROSS and provided such product is returned to ROSS freight prepaid and upon examination by ROSS such product is found to be defective. This warranty shall be void in the event that product has been subject to misuse, misapplication, improper maintenance, modification or tampering. THE WARRANTY EXPRESSED ABOVE IS IN LIEU OF AND EXCLUSIVE OF ALL OTHER WARRANTIES AND ROSS EXPRESSLY DISCLAIMS ALL OTHER WARRANTIES EITHER EXPRESSED OR IMPLIED WITH RESPECT TO MERCHANTABILITY OR FITNESS FOR A PARTICULAR PURPOSE. ROSS MAKES NO WARRANTY WITH RESPECT TO ITS PRODUCTS MEETING THE PROVISIONS OF ANY GOVERNMENTAL OCCUPATIONAL SAFETY AND/OR HEALTH LAWS OR REGULATIONS. IN NO EVENT SHALL ROSS BE LIABLE TO PURCHASER, USER, THEIR EMPLOYEES OR OTHERS FOR INCIDENTAL OR CONSEQUENTIAL DAMAGES WHICH MAY RESULT FROM A BREACH OF THE WARRANTY DESCRIBED ABOVE OR THE USE OR MISUSE OF THE PRODUCTS. NO STATEMENT OF ANY REPRESENTATIVE OR EMPLOYEE OF ROSS SHALL EXTEND THE LIABILITY OF ROSS AS SET FORTH HEREIN.